
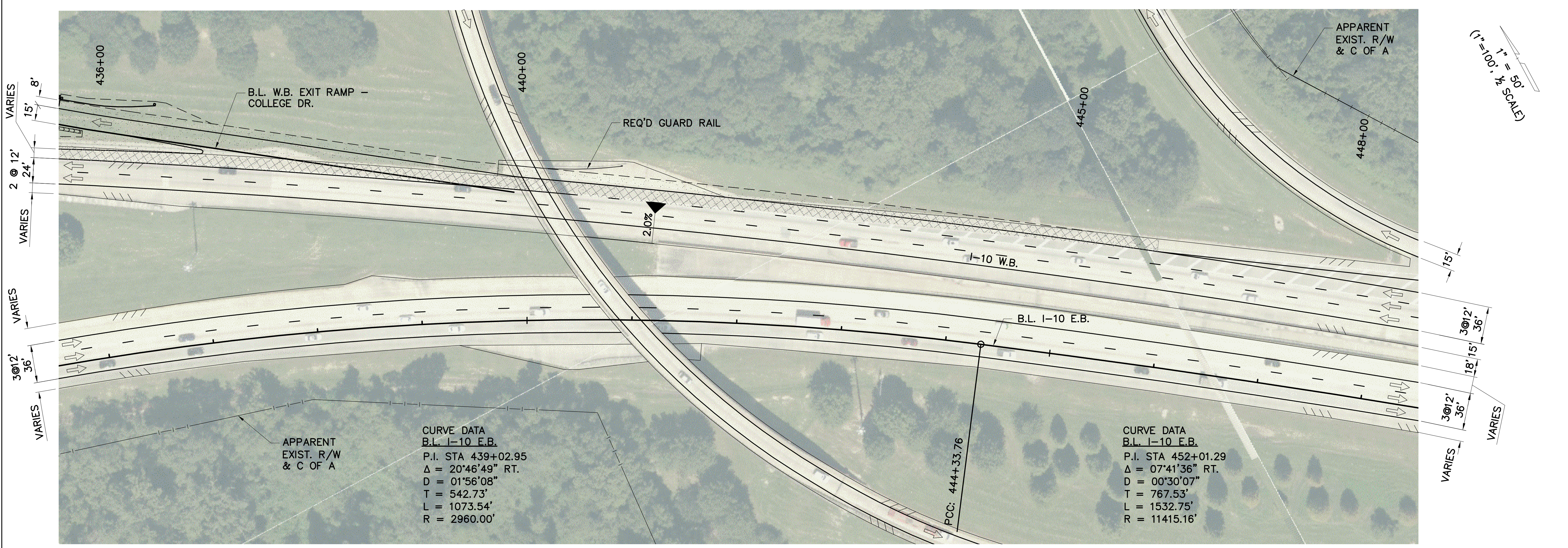


OCT. 2019

LINE & GRADE STUDY - DRAFT

F:\020201\01\0131\16\01\Line And Grade Study\MLPP_05.dwg [5] Oct 01, 2019 - 12:43pm



LINE AND GRADE STUDY

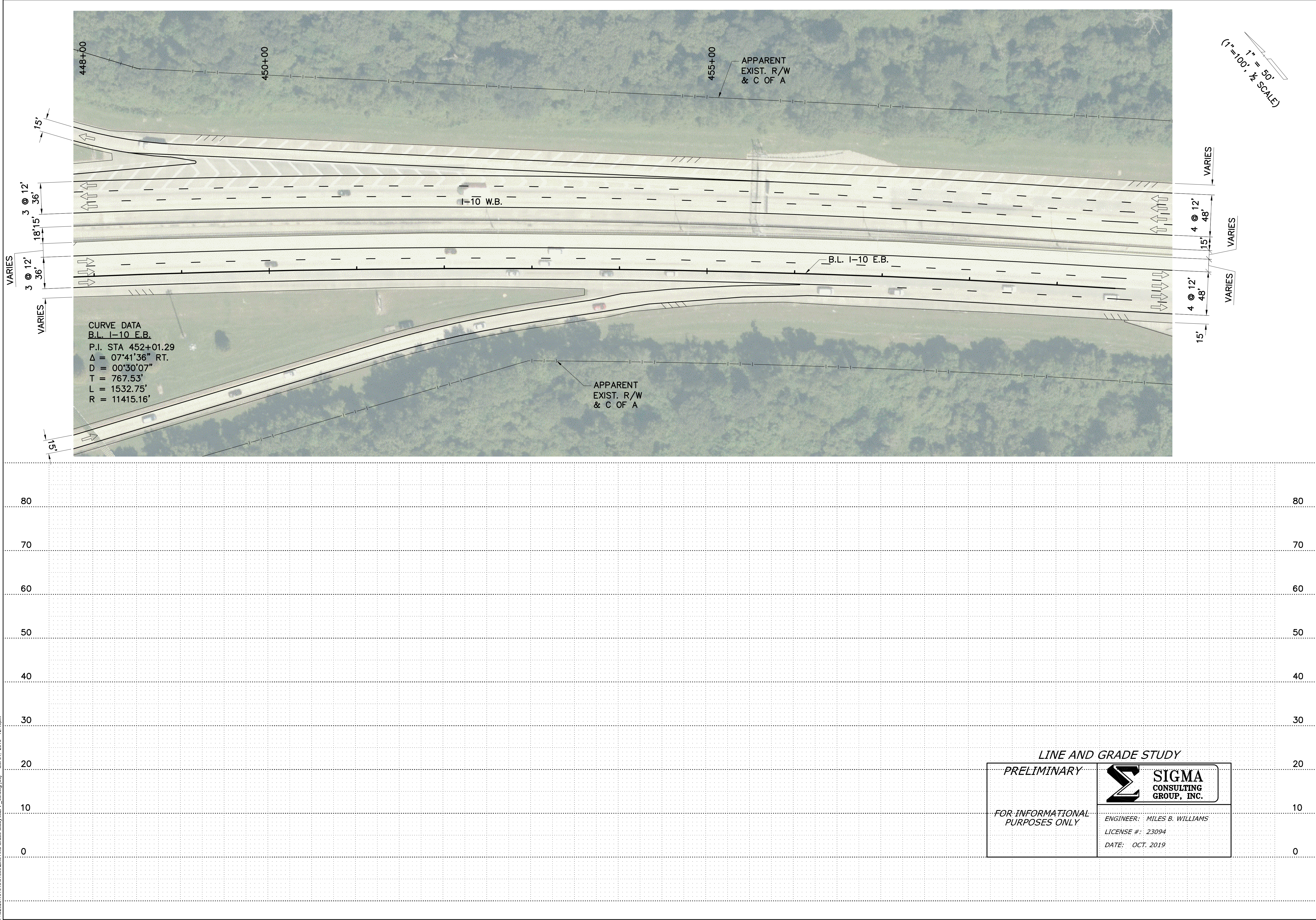
PRELIMINARY	 SIGMA CONSULTING GROUP, INC.
<i>FOR INFORMATIONAL PURPOSES ONLY</i>	
ENGINEER: MILES B. WILLIAMS LICENSE #: 23094 DATE: OCT. 2019	

SHEET NUMBER	ML35	EAST BATON ROUGE	PARISH	CONTROL SECTION	STATE PROJECT
DESIGNED	WILLIAMS	CONTROL SECTION	YARBROUGH	STATE PROJECT	H.004100
CHECKED		CHECKED		SERIES NUMBER	35 OF 38
DATE		REVISION OR CHANGE ORDER DESCRIPTION	NO.	DATE	BY
 PLAN AND PROFILE I-10 MAINLINE I-10: LA 415 TO ESSEN ON I-10 AND I-12					
 DOTD SIGMA CONSULTING GROUP, INC.					

LINE & GRADE STUDY - DRAFT

OCT. 2019

F:\020201\01\013\101800Line And Grade Study\MLPP_05.dwg [B] Oct 01, 2019 - 12:43pm



LINE AND GRADE STUDY

PRELIMINARY

FOR INFORMATIONAL PURPOSES ONLY

SIGMA CONSULTING GROUP, INC.

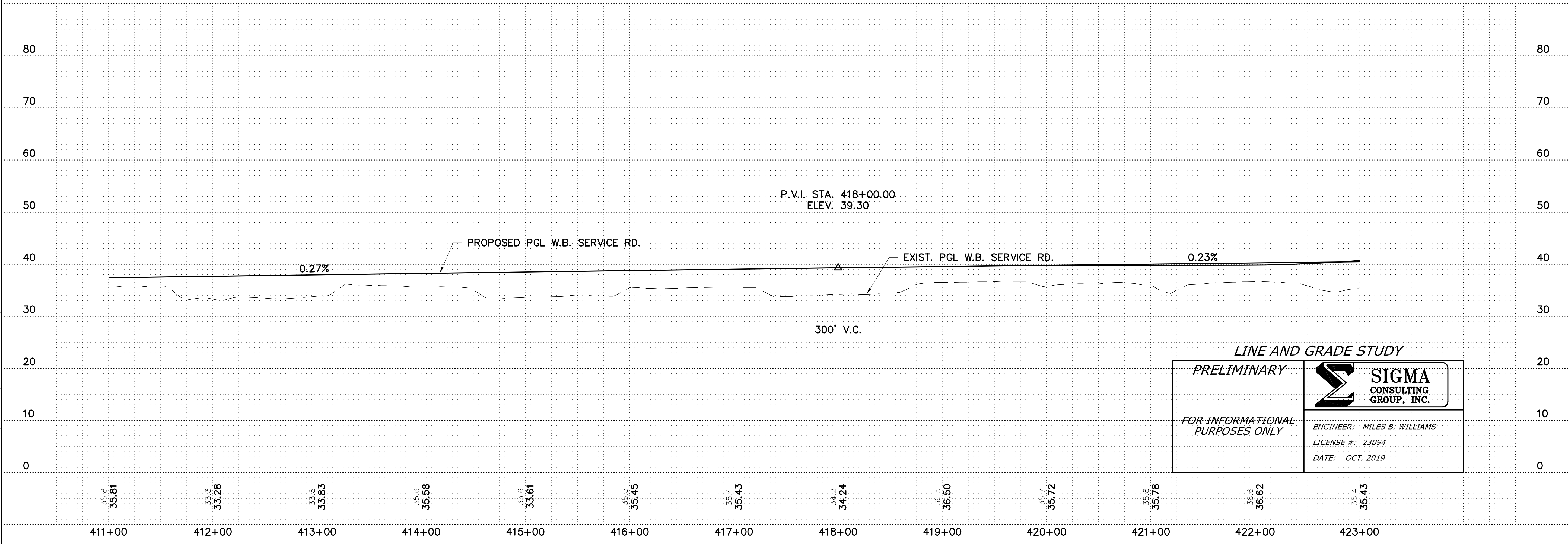
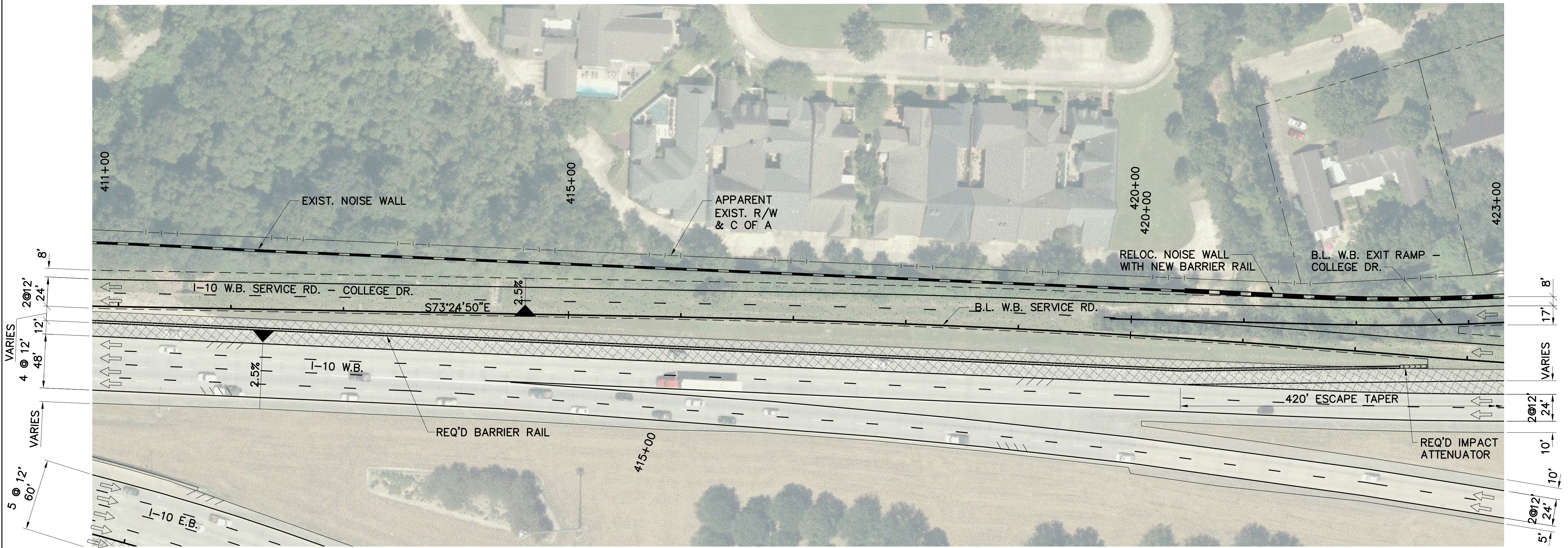
ENGINEER: MILES B. WILLIAMS
 LICENSE #: 23094
 DATE: OCT. 2019

SHEET NUMBER	ML36	PARISH	EAST BATON ROUGE	CONTROL SECTION	450-10
DESIGNED	WILLIAMS	STATE PROJECT	H.004100	DESIGNED	WILLIAMS
CHECKED	YARBROUGH	STATE PROJECT	36 OF 38	CHECKED	YARBROUGH
NO.	DATE	REVISION OR CHANGE ORDER DESCRIPTION	BY	NO.	DATE
PLAN AND PROFILE I-10 MAINLINE I-10: LA 415 TO ESSEN ON I-10 AND I-12					

LINE & GRADE STUDY - DRAFT

OCT. 2019

F:\020201\01\13116\01\Line And Grade Study\MLPP_05.dwg [27] Oct 01, 2019 - 12:43pm



LINE AND GRADE STUDY

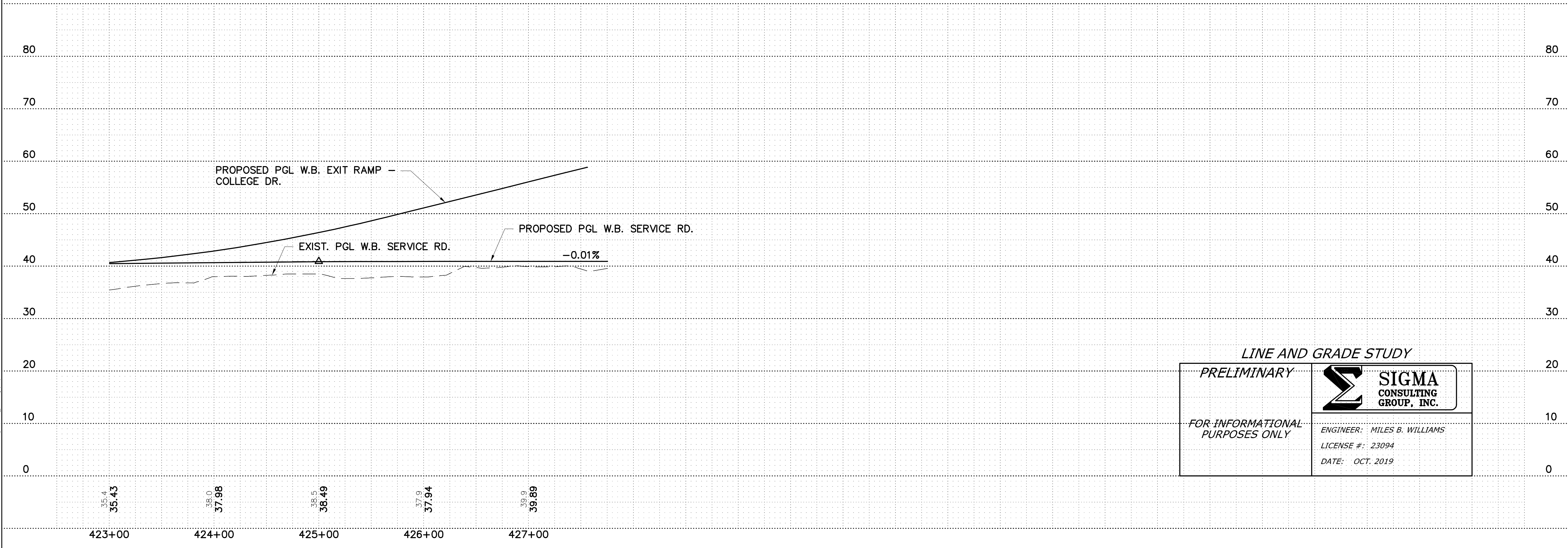
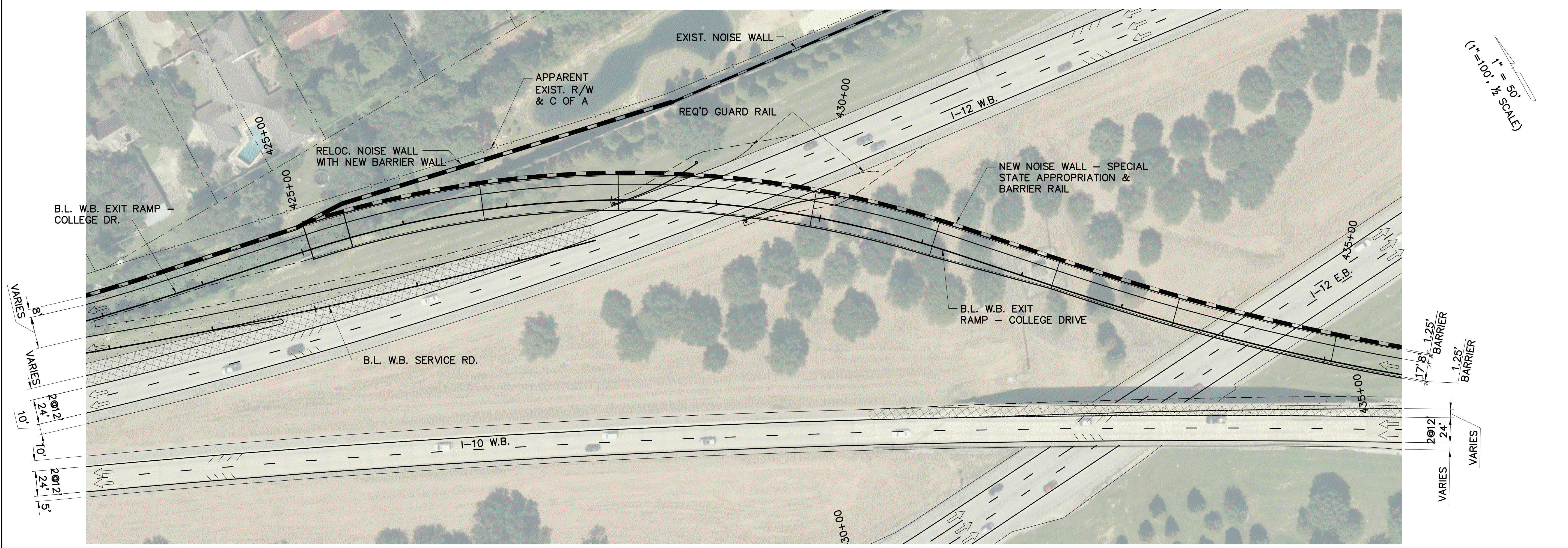
PRELIMINARY

FOR INFORMATIONAL PURPOSES ONLY

SIGMA CONSULTING GROUP, INC.
 ENGINEER: MILES B. WILLIAMS
 LICENSE #: 23094
 DATE: OCT. 2019

(1" = 100' H SCALE)
 1" = 50'

SHEET NUMBER	ML37	PARISH	EAST BATON ROUGE	CONTROL SECTION	450-10	STATE PROJECT	H.004100
DESIGNED	WILLIAMS	CHECKED	YARBROUGH	SERIES NUMBER	37 OF 38	BY	
DATE		NO.		REVISION OR CHANGE ORDER DESCRIPTION			
PLAN AND PROFILE I-10 MAINLINE I-10: LA 415 TO ESSEN ON I-10 AND I-12							



LINE AND GRADE STUDY

PRELIMINARY

FOR INFORMATIONAL PURPOSES ONLY

SIGMA
CONSULTING
GROUP, INC.


ENGINEER: MILES B. WILLIAMS
LICENSE #: 23094
DATE: OCT. 2019

SHEET NUMBER	ML38	PARISH	EAST BATON ROUGE	CONTROL SECTION	450-10	STATE PROJECT	H.004100
DESIGNED	WILLIAMS	CHECKED	YARBROUGH	SERIES NUMBER	38 OF 38	BY	
REVISION OR CHANGE ORDER DESCRIPTION							
NO.	DATE						
PLAN AND PROFILE I-10 MAINLINE I-10: LA 415 TO ESSEN ON I-10 AND I-12							

LINE & GRADE STUDY - DRAFT

OCT. 2019

F:\020201\01\0131\16\00\Line And Grade Study\MLPPP_05.dwg [BJ] Oct 01, 2019 - 12:43pm



LINE AND GRADE STUDY

PRELIMINARY

FOR INFORMATIONAL PURPOSES ONLY

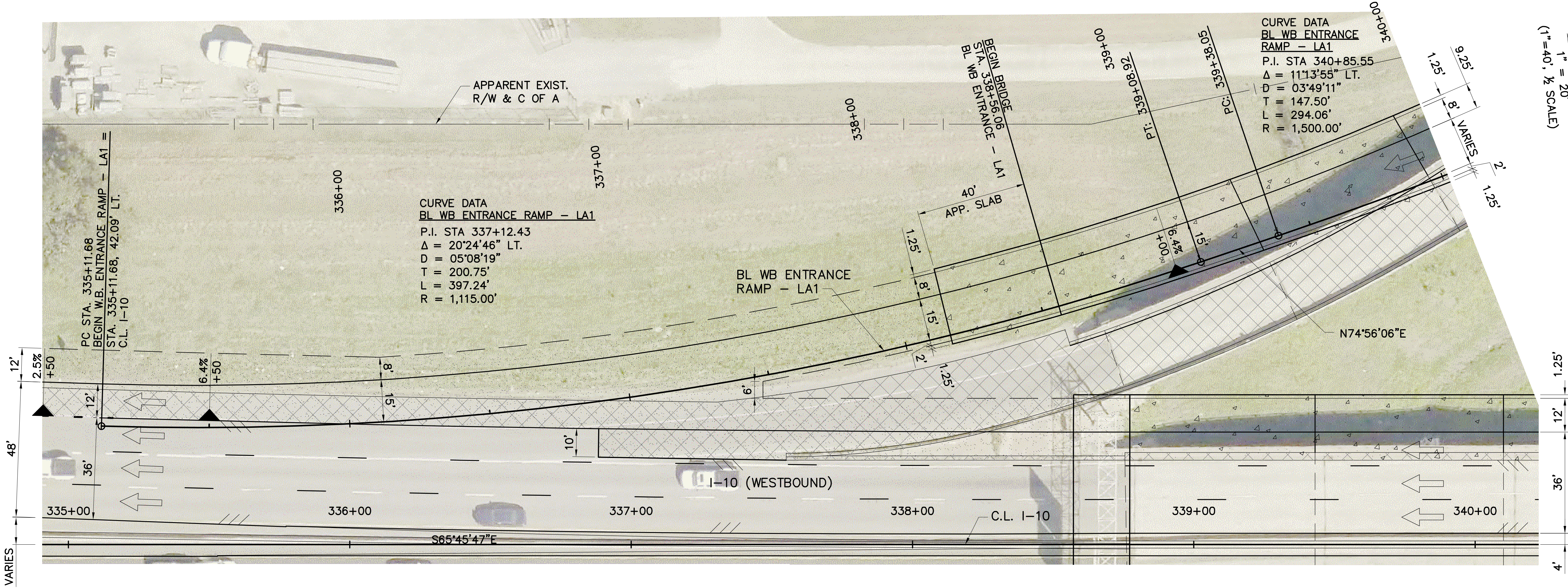
SIGMA CONSULTING GROUP, INC.

ENGINEER: MILES B. WILLIAMS

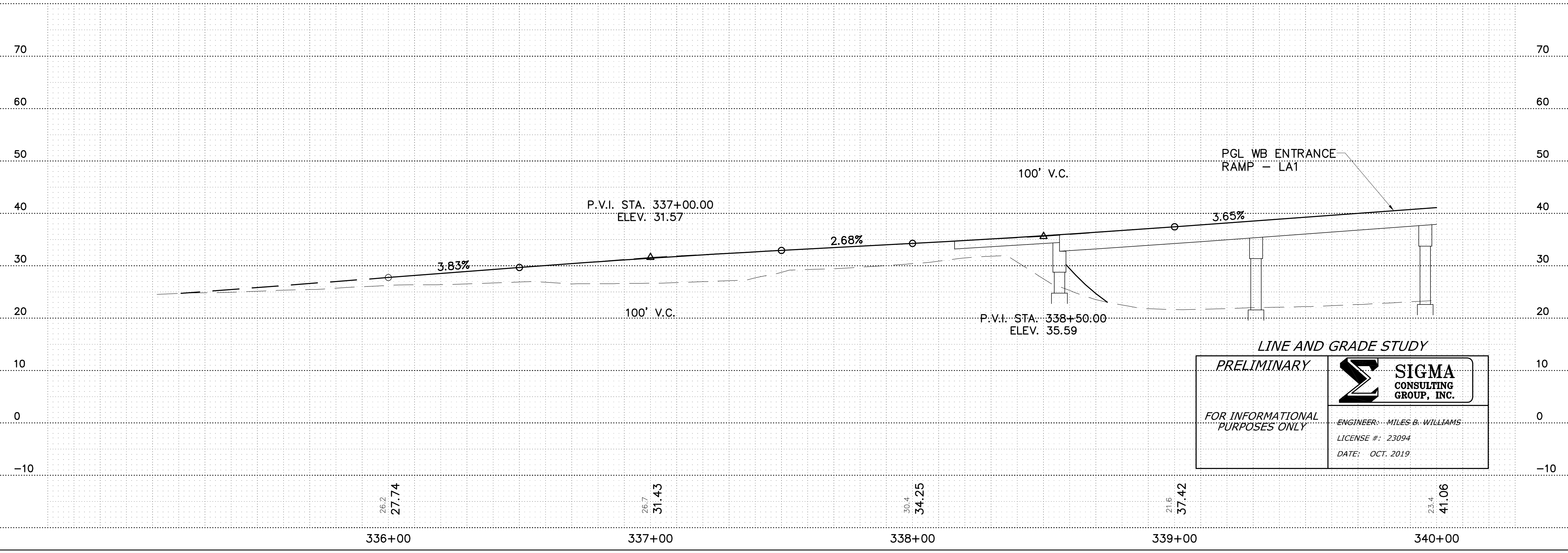
LICENSE #: 23894

DATE: OCT. 2019

SHEET NUMBER	ML39	PARISH	EAST BATON ROUGE	DESIGNED	WILLIAMS
CONTROL SECTION	450-10	CHECKED	YARBROUGH	CHECKED	YARBROUGH
STATE PROJECT	H.004100	SERIES NUMBER	BY	NO.	DATE
REVISION OR CHANGE ORDER DESCRIPTION					
PLAN AND PROFILE					
I-10 MAINLINE					
I-10: LA 415 TO ESSEN ON I-10 AND I-12					



1" = 20'
(1" = 40', 1/2" SCALE)



LINE AND GRADE STUDY
PRELIMINARY

FOR INFORMATIONAL PURPOSES ONLY

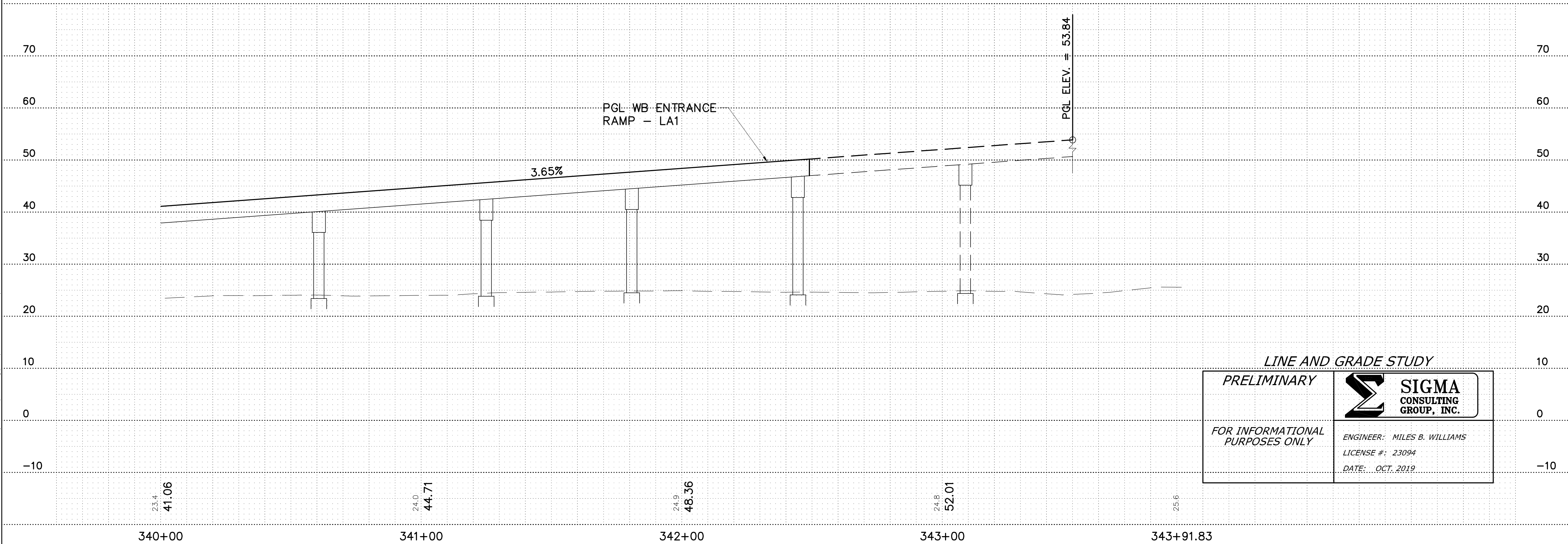
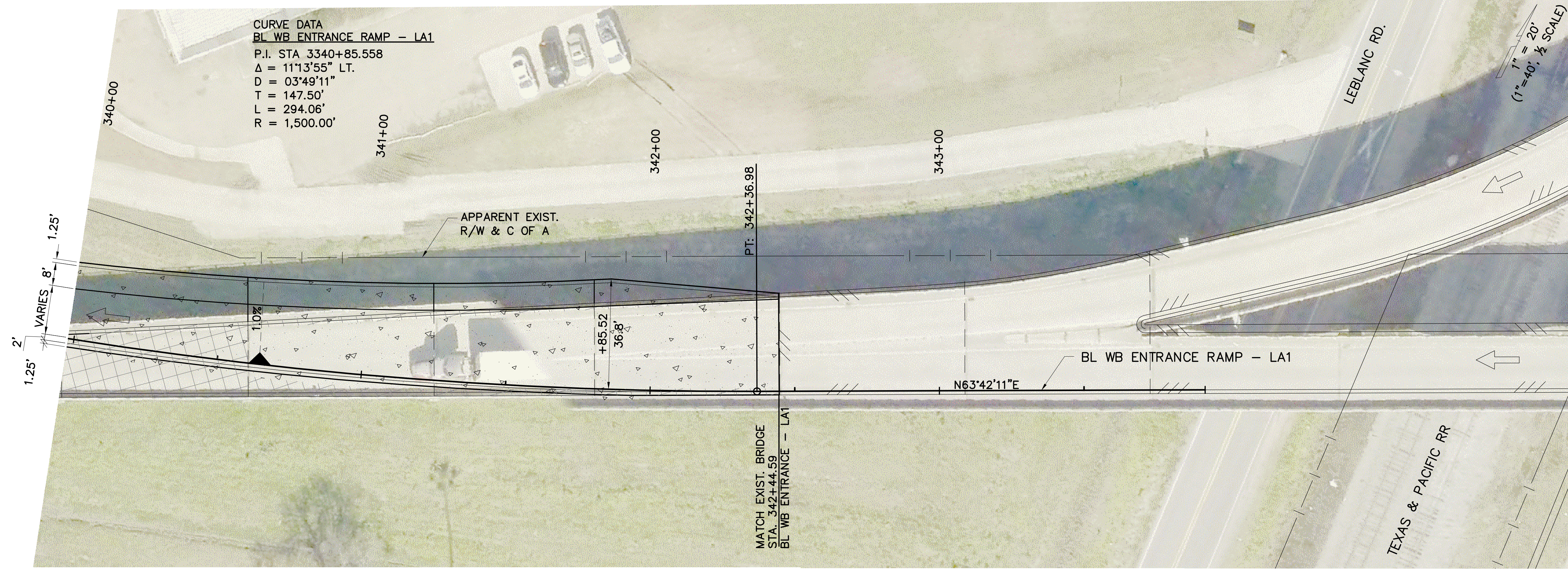
SIGMA CONSULTING GROUP, INC.
ENGINEER: MILES B. WILLIAMS
LICENSE #: 23094
DATE: OCT. 2019

SHEET NUMBER	WEST BATON ROUGE	PARISH	CONTROL SECTION	STATE PROJECT	LRO1
	450-08			H.004100	
DESIGNED	WILLIAMS	CHECKED	AMEEDEE	SERIES NUMBER	1 OF 2
DATE		NO.	DATE	REVISION OR CHANGE ORDER DESCRIPTION	BY
PLAN AND PROFILE WB ENTRANCE RAMP - LA1 I-10: LA 415 TO ESSEN ON I-10 AND I-12					

LINE & GRADE STUDY - DRAFT

OCT. 2019

F:\020201\010131\1600\Line And Grade Study\LA1-Ramps-PP.dwg [LR02] Oct 01, 2019 - 1:04pm



LINE AND GRADE STUDY


PRELIMINARY

FOR INFORMATIONAL PURPOSES ONLY

SIGMA CONSULTING GROUP, INC.

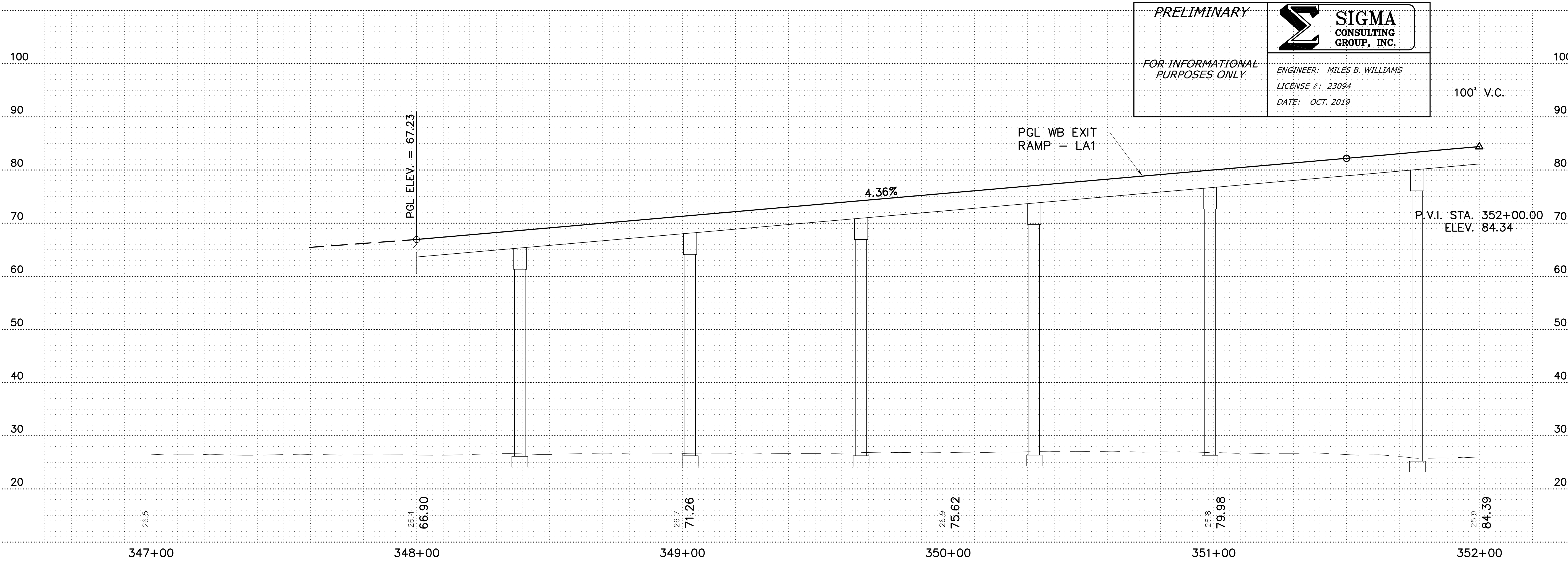
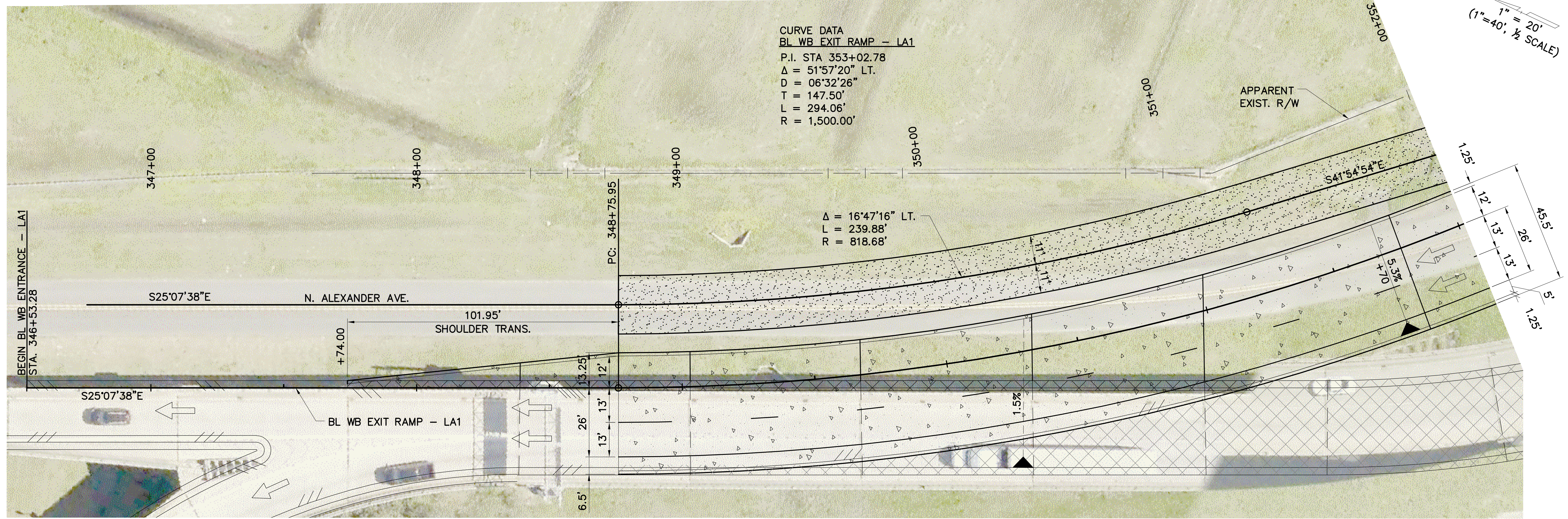
ENGINEER: MILES B. WILLIAMS
 LICENSE #: 23094
 DATE: OCT. 2019

SHEET NUMBER	LR02
DESIGNED	WILLIAMS
CHECKED	AMEEDE
DATE	
NO.	
BY	
REVISION OR CHANGE ORDER DESCRIPTION	
PARISH	WEST BATON ROUGE
CONTROL SECTION	450-08
STATE PROJECT	H.004100
SERIES NUMBER	2 OF 2
PLAN AND PROFILE	WB ENTRANCE RAMP - LA 1
SCALE	1" = 40'
DATE	OCT. 2019
PROJECT	I-10: LA 415 TO ESSEN ON I-10 AND I-12
ENGINEER	MILES B. WILLIAMS
LICENSE #	23094
DATE	OCT. 2019



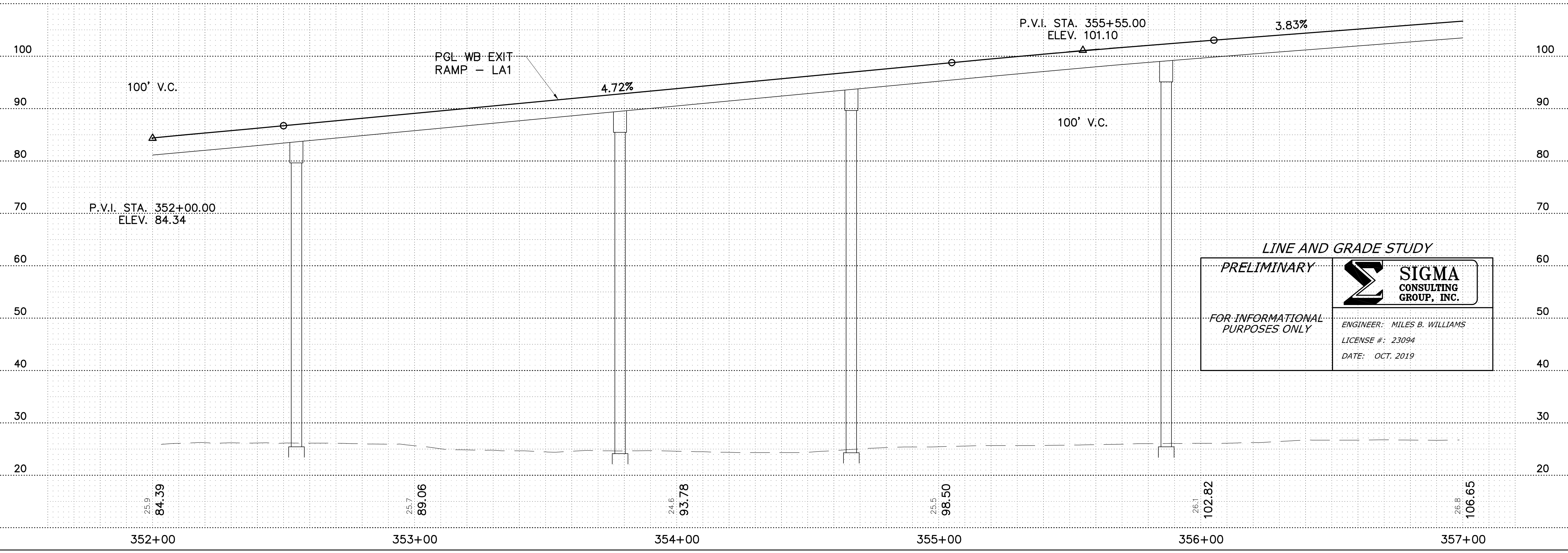
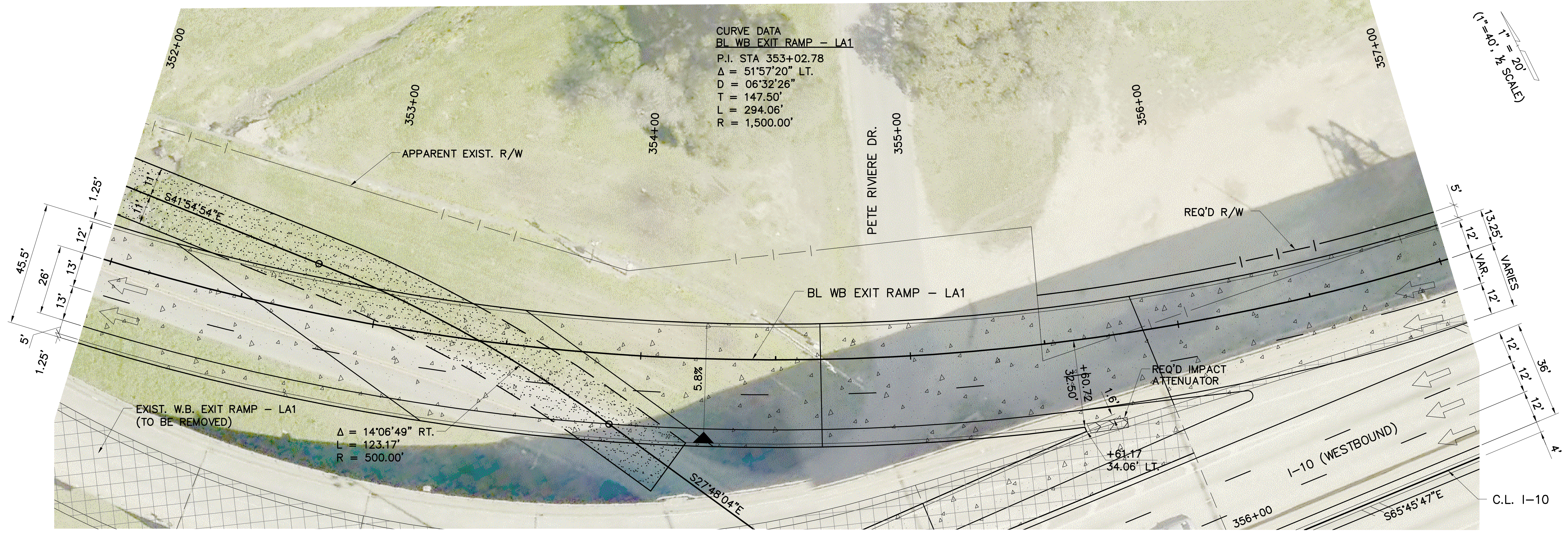
OCT. 2019

LINE & GRADE STUDY - DRAFT



F:\020201\010131\1600Line And Grade Study\LA1-Ramps-PP.dwg [LR03] Oct 01, 2019 - 1:04pm

SHEET NUMBER	LR03
DESIGNED	WILLIAMS
CHECKED	AMEEDEE
Detailed	
Checked	
Series	1 OF 3
Number	
By	
Revision or Change Order Description	
No.	
Date	
PLAN AND PROFILE WB EXIT RAMP - LA 1	
I-10: LA 415 TO ESSEN ON I-10 AND I-12	



LINE AND GRADE STUDY

PRELIMINARY

FOR INFORMATIONAL PURPOSES ONLY

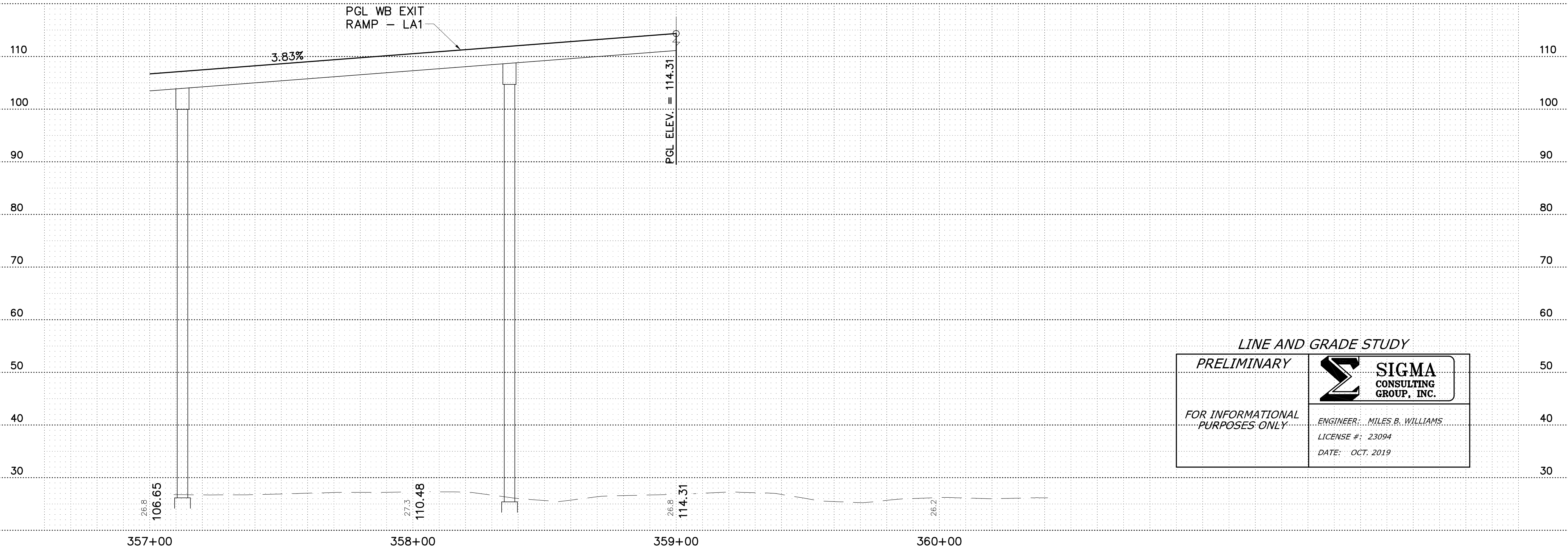
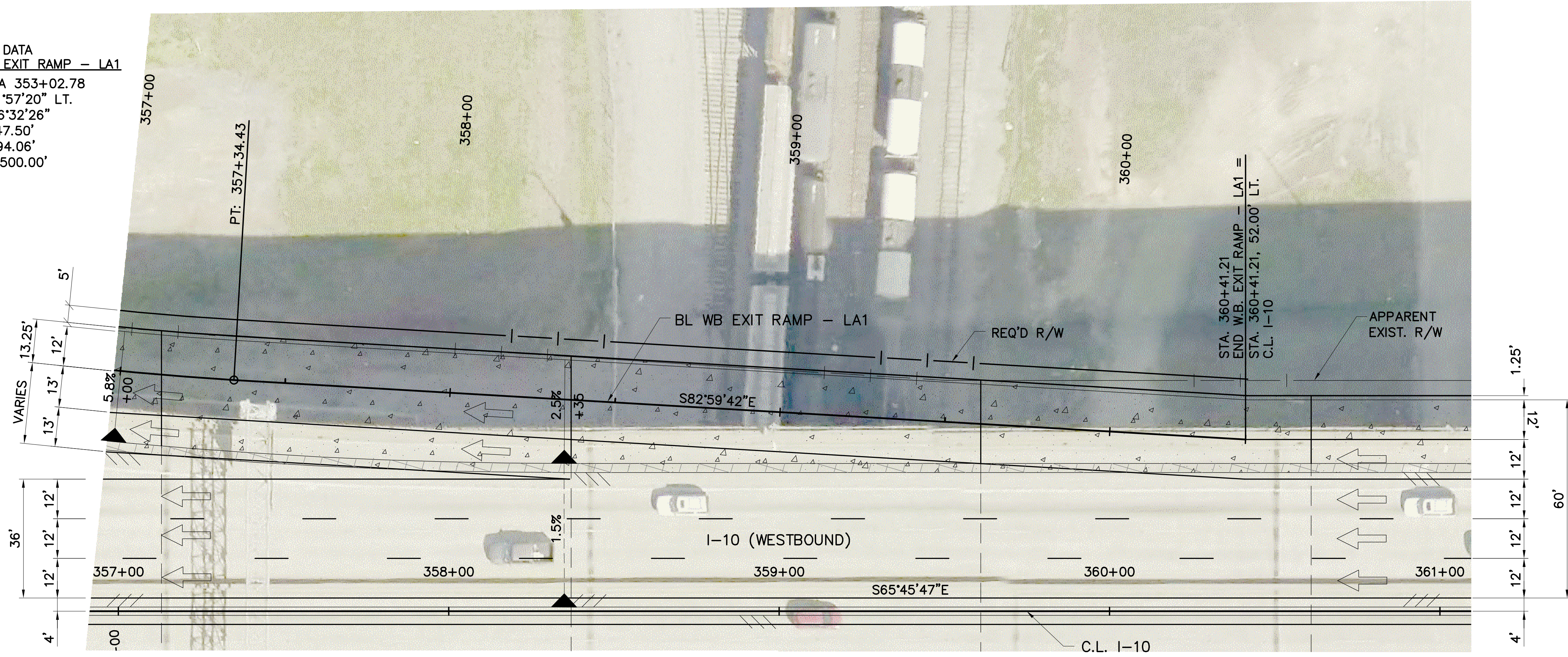
SIGMA CONSULTING GROUP, INC.

ENGINEER: MILES B. WILLIAMS
 LICENSE #: 23094
 DATE: OCT. 2019

SHEET NUMBER	LR04	PARISH	WEST BATON ROUGE	CONTROL SECTION	450-08	STATE PROJECT	H.004100
DESIGNED	WILLIAMS	CHECKED	AMEDEE	SERIES	2 OF 3	BY	
NO.		DATE		REVISION OR CHANGE ORDER DESCRIPTION			
PLAN AND PROFILE WB EXIT RAMP - LA 1 I-10: LA 415 TO ESSEN ON I-10 AND I-12							

F:\020201\010131160\Line And Grade Study\LA1-Ramps-PP.dwg [LR04] Oct 01, 2019 - 1:04pm

CURVE DATA
 BL WB EXIT RAMP - LA1
 P.I. STA 353+02.78
 $\Delta = 51^{\circ}57'20''$ LT.
 $D = 06^{\circ}32'26''$
 $T = 147.50'$
 $L = 294.06'$
 $R = 1,500.00'$



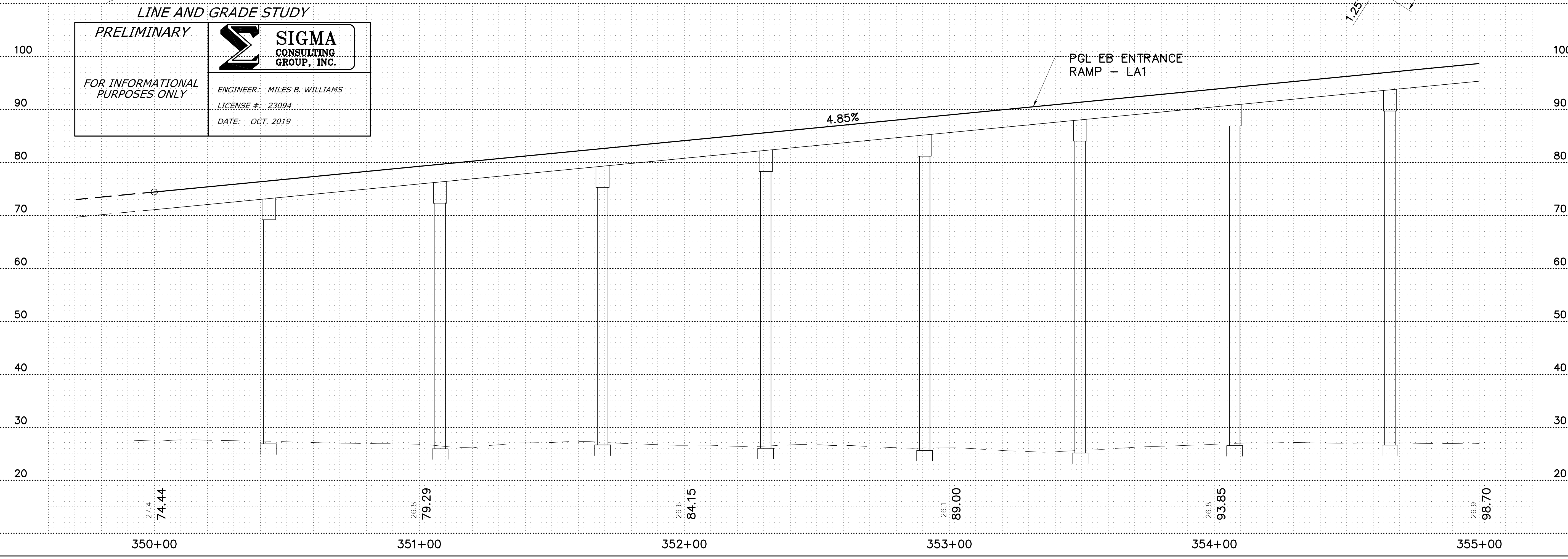
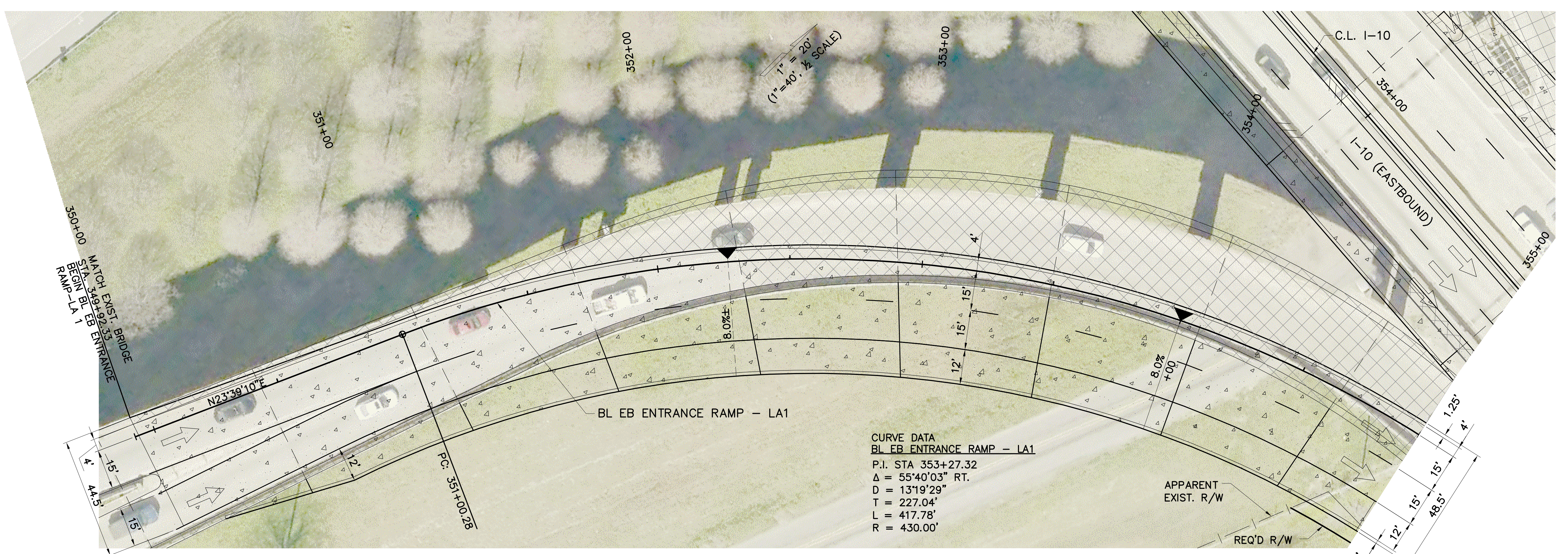
LINE AND GRADE STUDY

<p><i>PRELIMINARY</i></p> <p><i>FOR INFORMATIONAL PURPOSES ONLY</i></p>	<p>SIGMA CONSULTING GROUP, INC.</p> <p>ENGINEER: MILES B. WILLIAMS LICENSE #: 23094 DATE: OCT. 2019</p>
---	--

1" = 20'
 (1" = 40', 1/2" SCALE)

SHEET NUMBER	LR05	PARISH	WEST BATON ROUGE	CONTROL SECTION	450-08	STATE PROJECT	H.004100
DESIGNED	WILLIAMS	CHECKED	AMEDEE	SERIES NUMBER	3 OF 3	BY	
PLAN AND PROFILE WB EXIT RAMP - LA 1 I-10: LA 415 TO ESSEN ON I-10 AND I-12							
SIGMA CONSULTING GROUP, INC.							

F:\020201\010131\1800Line And Grade Study\LA1-Ramps-PP.dwg [LR05] Oct 01, 2019 - 1:04pm



SHEET NUMBER	LR06
DESIGNED	WILLIAMS
CHECKED	AMEDEE
DATE	
NO.	
REVISION OR CHANGE ORDER DESCRIPTION	
BY	
PARISH	WEST BATON ROUGE
CONTROL SECTION	450-08
STATE PROJECT	H.004100
SERIES NUMBER	1 OF 2

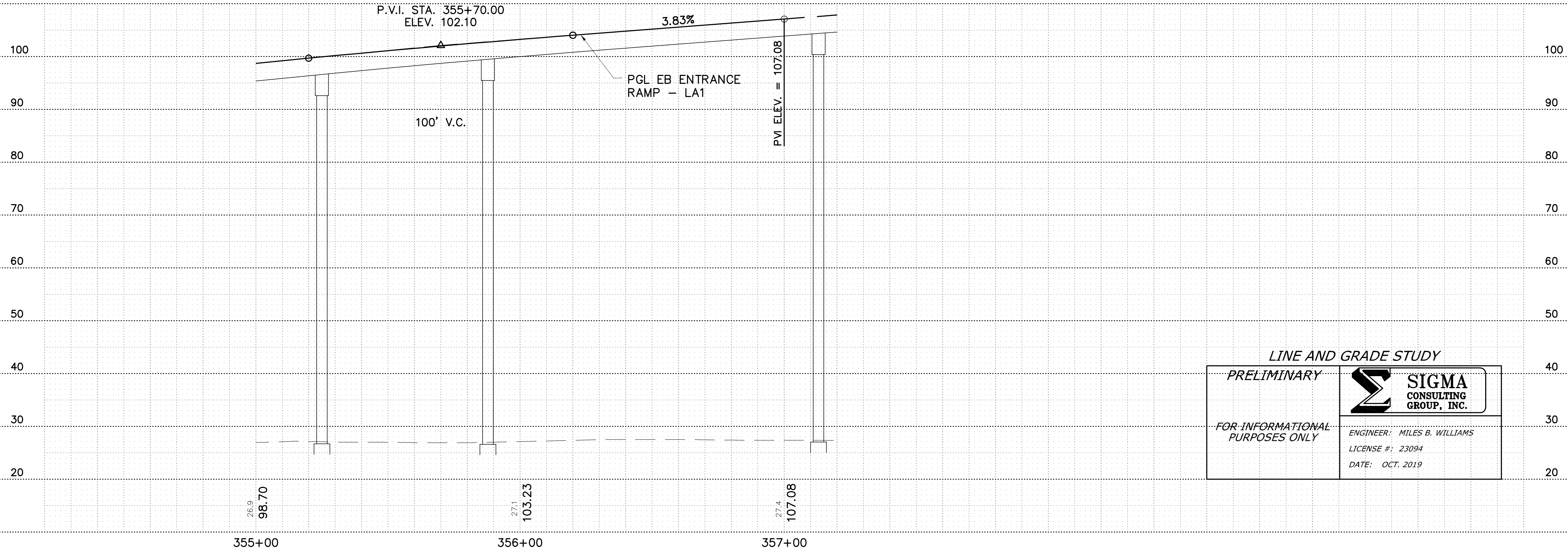
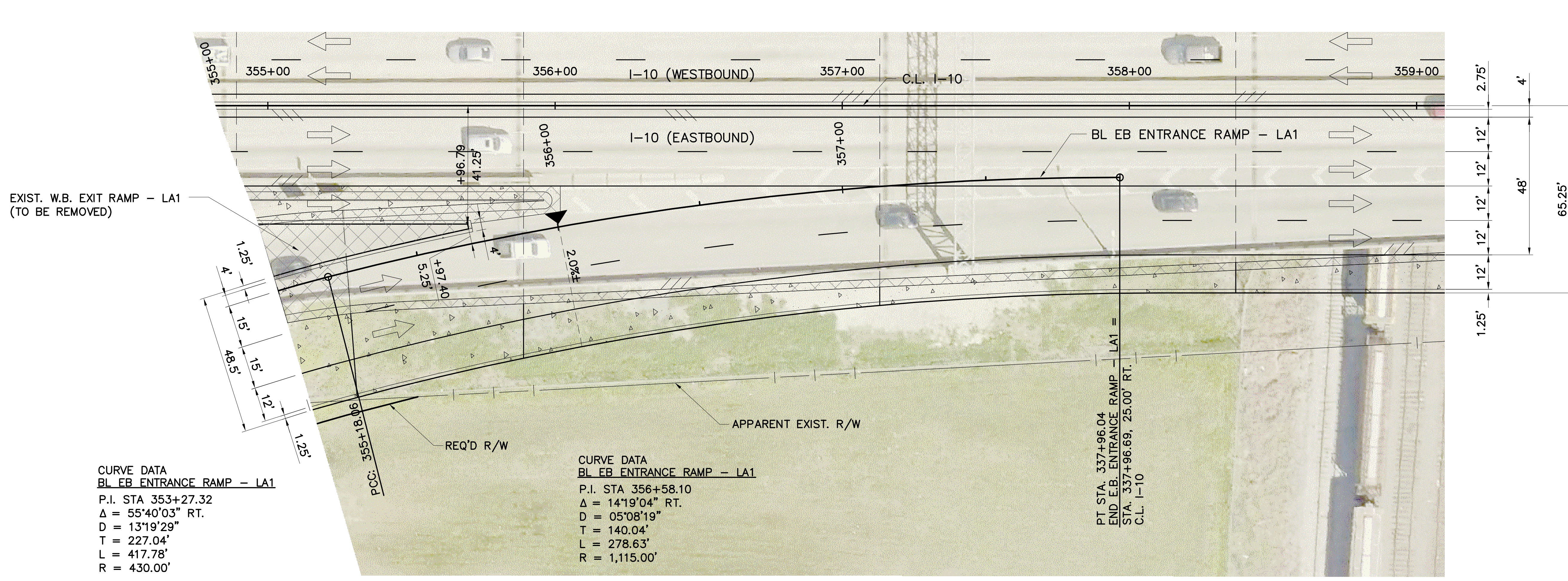
PLAN AND PROFILE
 EB ENTRANCE RAMP - LA 1
 I-10: LA 415 TO ESSEN ON I-10 AND I-12

DOTD
 SIGMA CONSULTING GROUP, INC.

OCT. 2019

LINE & GRADE STUDY - DRAFT

F:\02020\0101013\19\19\00\Line And Grade Study\LA1-Ramps-PP.dwg [LR07] Oct 01, 2019 - 1:14pm



LINE AND GRADE STUDY

PRELIMINARY

FOR INFORMATIONAL PURPOSES ONLY

SIGMA CONSULTING GROUP, INC.

ENGINEER: MILES B. WILLIAMS
LICENSE #: 23094
DATE: OCT. 2019

(1"=40', 1/2" SCALE)

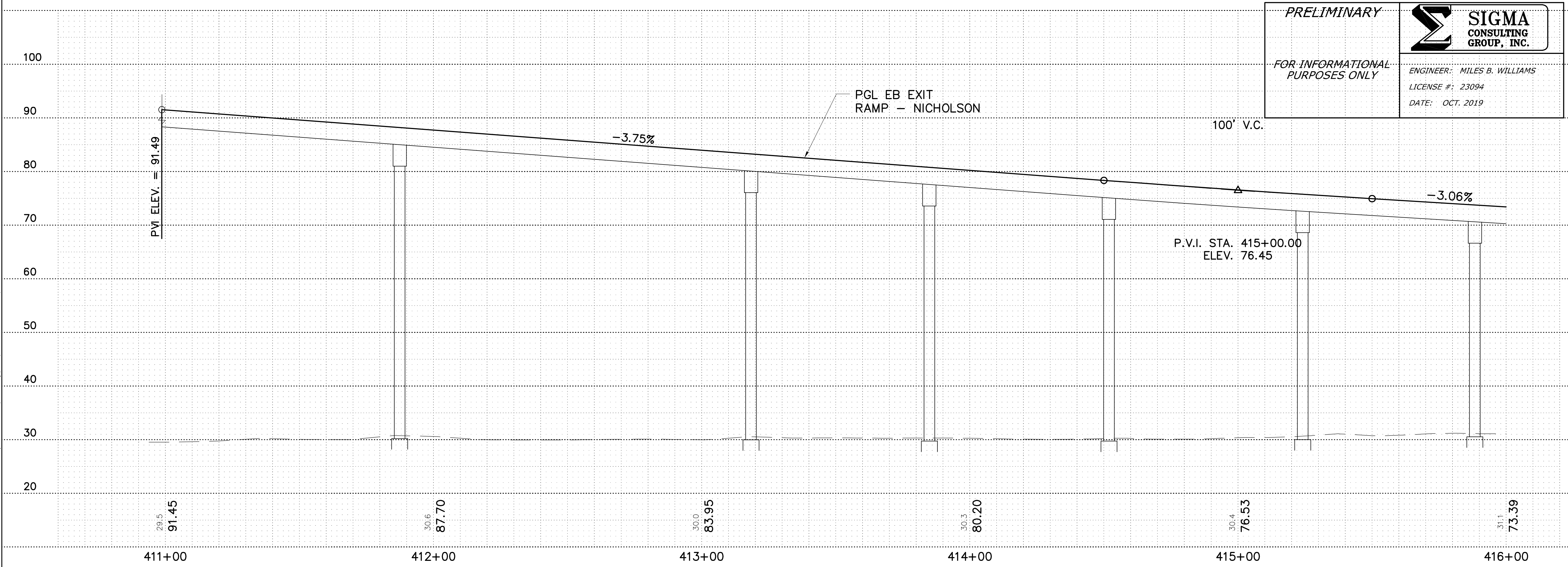
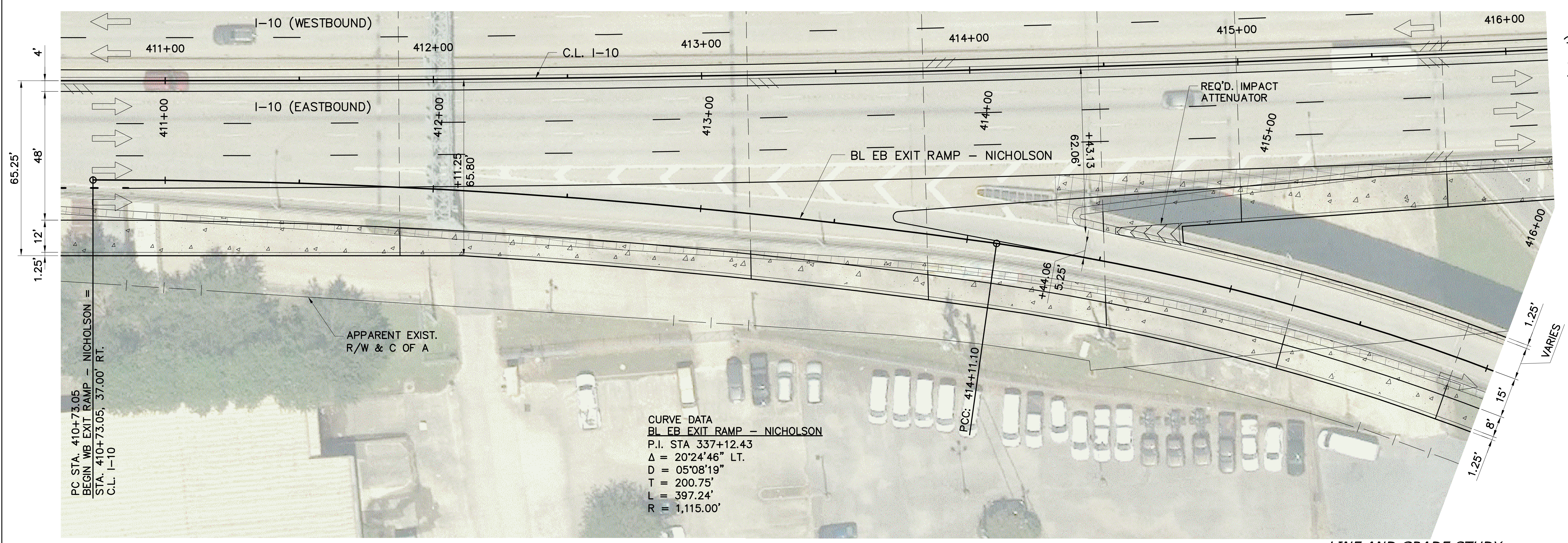
SHEET NUMBER	LR07
DESIGNED	WILLIAMS
CHECKED	AMEEDE
Detailed	AMEEDE
Checked	AMEEDE
Series	2 OF 2
Number	2 OF 2
By	
No.	
Date	
REVISION OR CHANGE ORDER DESCRIPTION	
WEST BATON ROUGE	
450-08	
H.004100	
PARISH CONTROL SECTION STATE PROJECT	

PLAN AND PROFILE
EB ENTRANCE RAMP - LA 1

I-10: LA 415 TO ESSEN ON I-10 AND I-12

LINE & GRADE STUDY - DRAFT

OCT. 2019



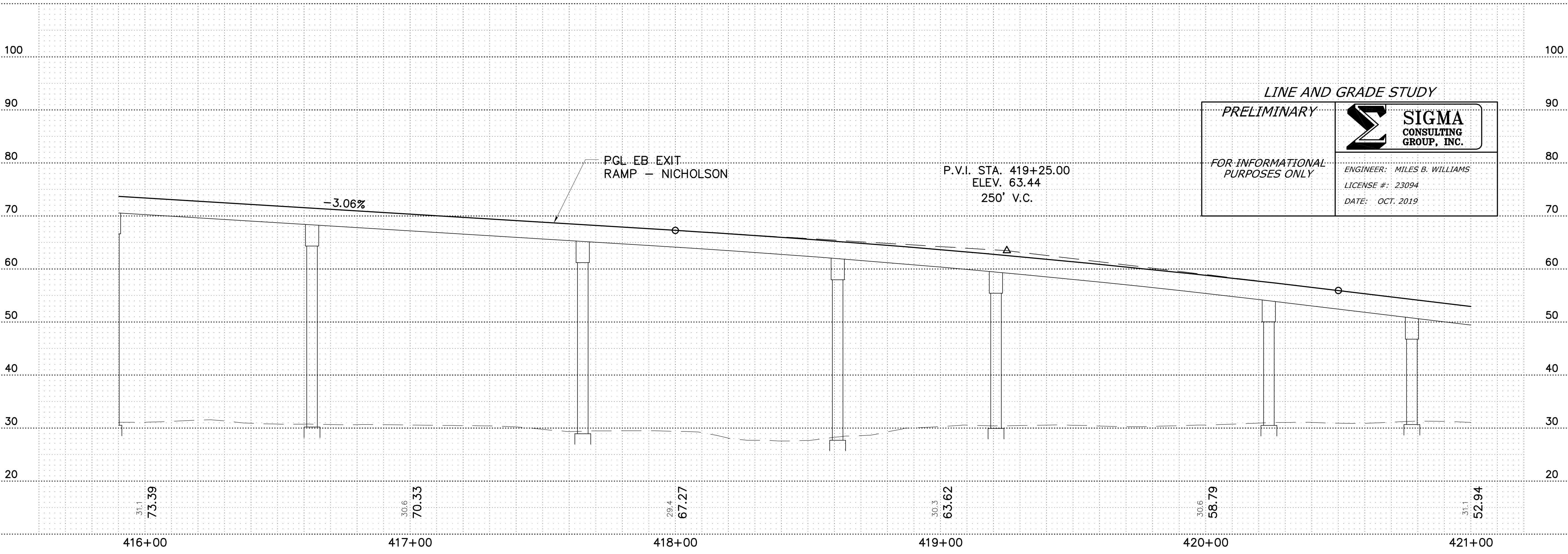
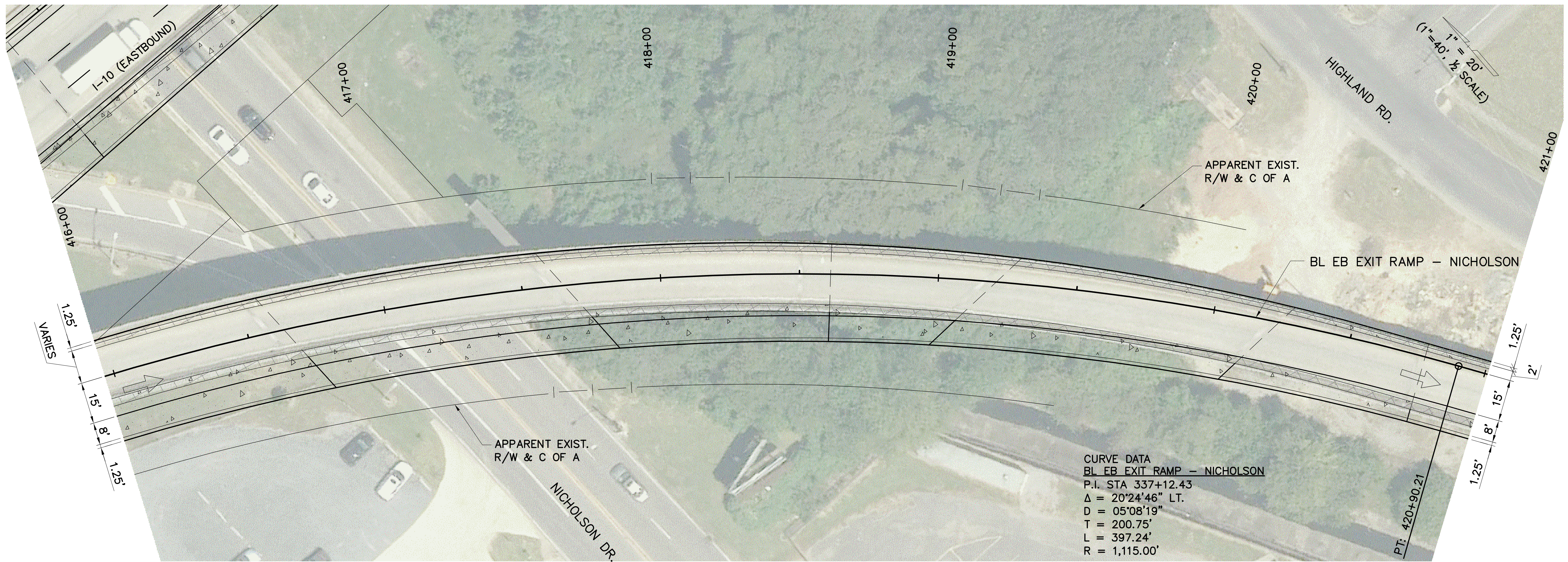
SHEET NUMBER	NRO1
DESIGNED	WILLIAMS
CHECKED	AMEDEE
DATE	
NO.	
PARISH	EAST BATON ROUGE
CONTROL SECTION	450-10
STATE PROJECT	H.004100
SERIES NUMBER	1 OF 3
BY	
REVISION OR CHANGE ORDER DESCRIPTION	

PLAN AND PROFILE
 EB EXIT RAMP - NICHOLSON
 I-10: LA 415 TO ESSEN ON I-10 AND I-12

DOTD
 SIGMA CONSULTING GROUP, INC.

LINE & GRADE STUDY - DRAFT

OCT. 2019



LINE AND GRADE STUDY

PRELIMINARY

FOR INFORMATIONAL PURPOSES ONLY

SIGMA CONSULTING GROUP, INC.
ENGINEER: MILES B. WILLIAMS
LICENSE #: 23094
DATE: OCT. 2019

SHEET NUMBER	NR02	PARISH	EAST BATON ROUGE	CONTROL SECTION	450-10
DESIGNED	WILLIAMS	CHECKED	AMEEDEE	SERIES NUMBER	2 OF 3
NO.	DATE	REVISION OR CHANGE ORDER DESCRIPTION	BY		

PLAN AND PROFILE
EB EXIT RAMP - NICHOLSON
I-10: LA 415 TO ESSEN ON I-10 AND I-12

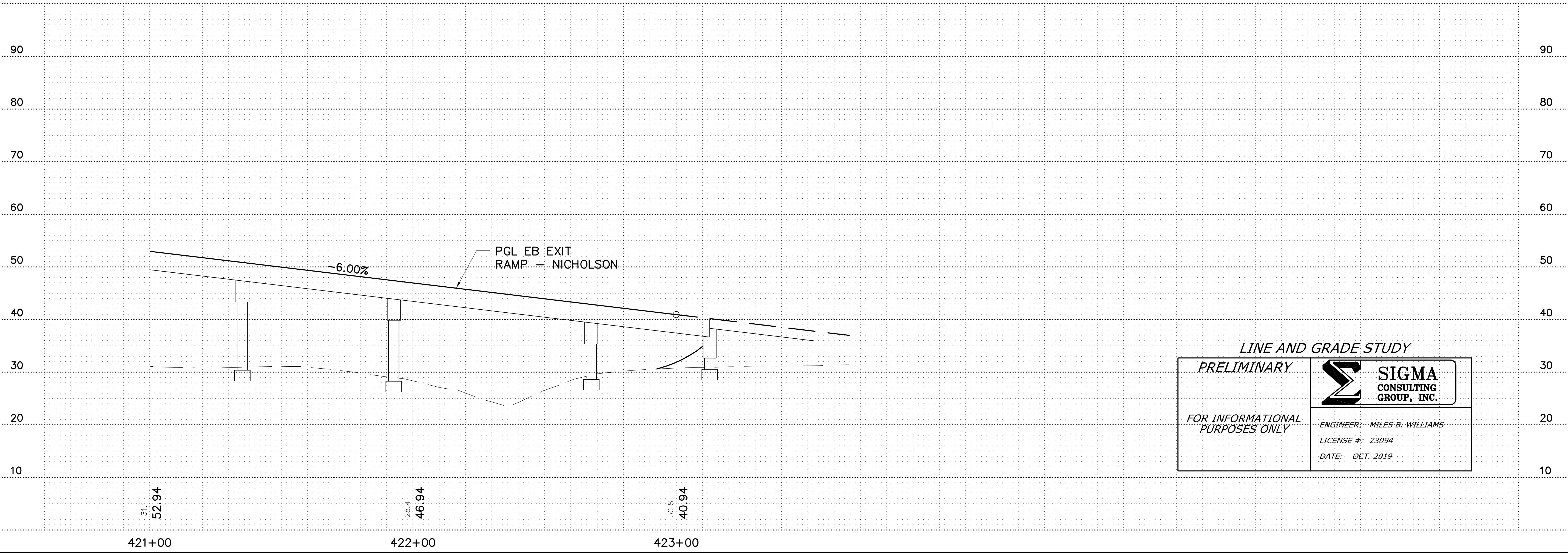

SIGMA CONSULTING GROUP

F:\020201\01\0131\1800Line And Grade Study\Nicholson-Ramps-FP.dwg [NR02] Oct 01, 2019 - 1:14pm

LINE & GRADE STUDY - DRAFT

OCT. 2019

F:\020201\01\03\16\00\Line And Grade Study\Nicholson-Ramps-FP.dwg [NR03] Oct 01, 2019 - 1:14pm



LINE AND GRADE STUDY

PRELIMINARY

FOR INFORMATIONAL PURPOSES ONLY

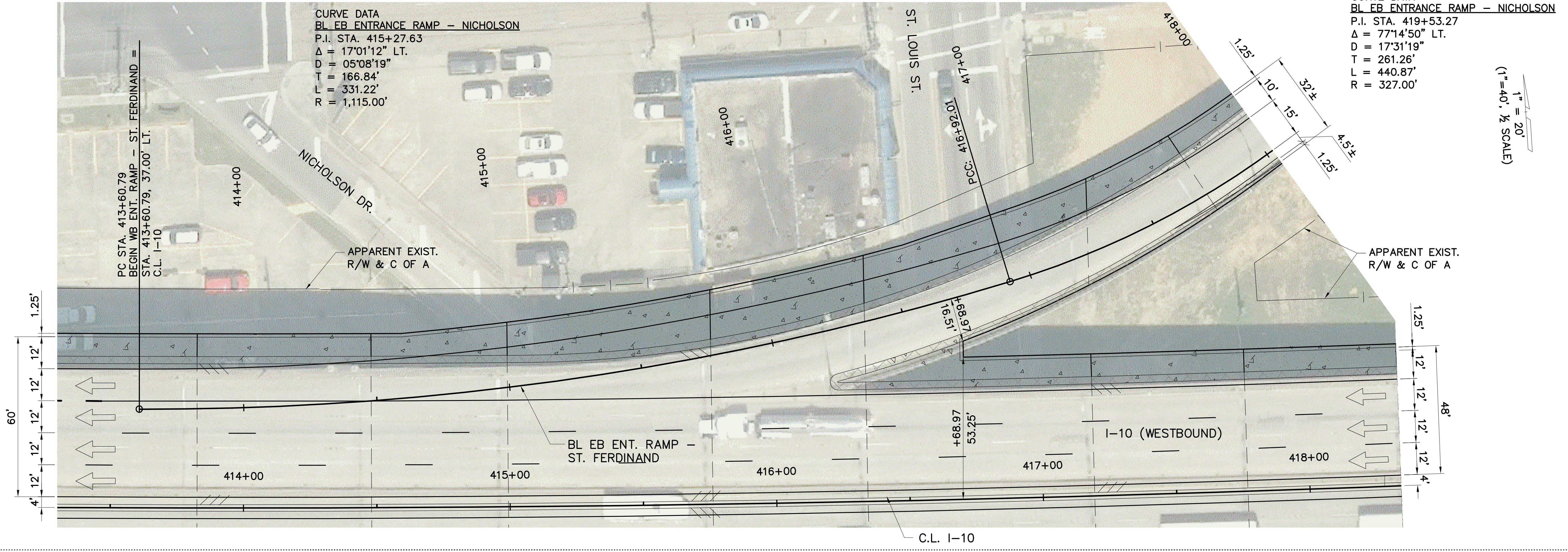
SIGMA
CONSULTING
GROUP, INC.

ENGINEER: MILES B. WILLIAMS
LICENSE #: 23094
DATE: OCT. 2019

SHEET NUMBER	NR03	PARISH	EAST BATON ROUGE
CONTROL SECTION	450-10	DESIGNED BY	WILLIAMS
STATE PROJECT	H.004100	CHECKED BY	AMEEDEE
		SERIES NUMBER	3 OF 3

PLAN AND PROFILE
EB EXIT RAMP - NICHOLSON

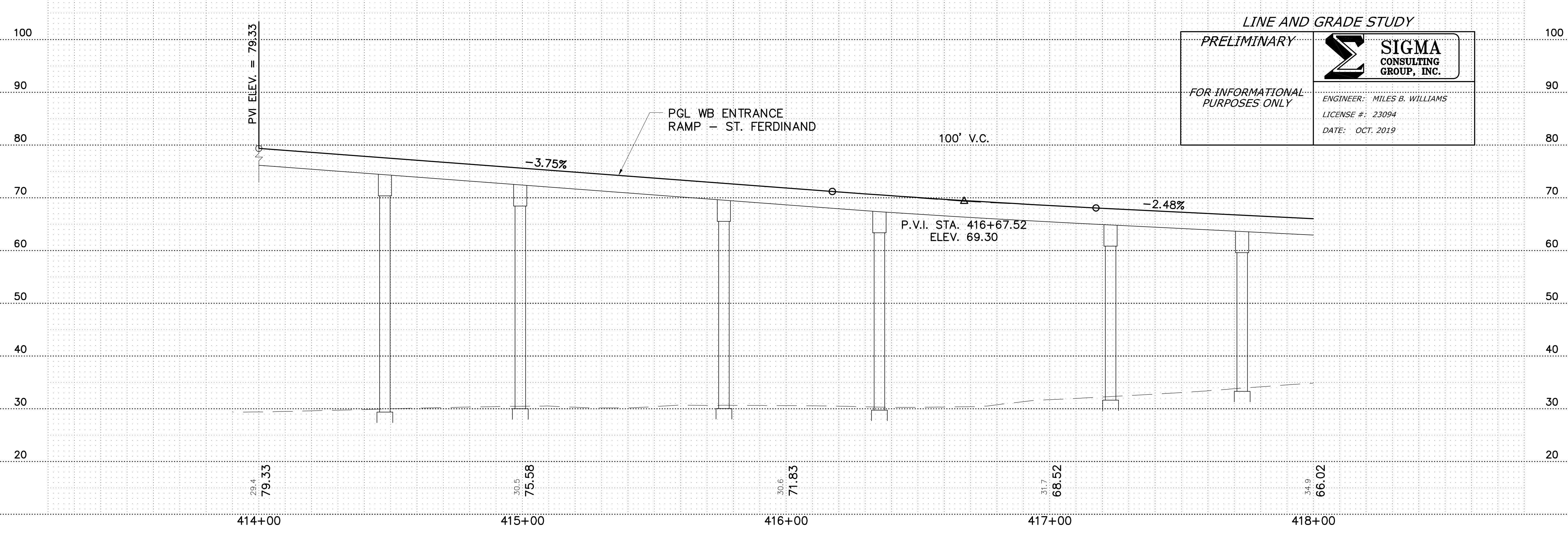
I-10: LA 415 TO ESSEN ON I-10 AND I-12



CURVE DATA
BL EB ENTRANCE RAMP - NICHOLSON
 P.I. STA. 419+53.27
 $\Delta = 77^{\circ}14'50''$ LT.
 $D = 17^{\circ}31'19''$
 $T = 261.26'$
 $L = 440.87'$
 $R = 327.00'$

(1" = 40', 1/2" SCALE)

1" = 20'



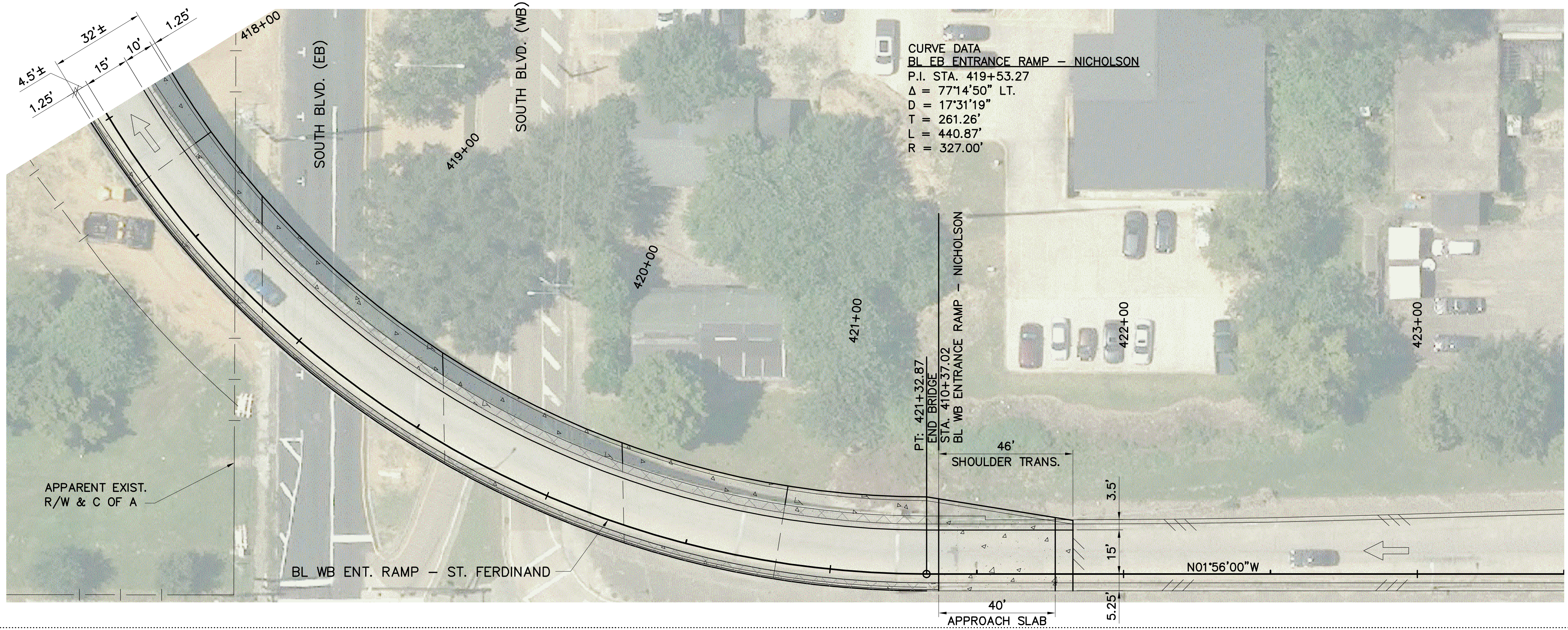
SHEET NUMBER	NR04
DESIGNED	WILLIAMS
CHECKED	AMEDEE
DATE	
NO.	
REVISION OR CHANGE ORDER DESCRIPTION	
BY	
PARISH	EAST BATON ROUGE
CONTROL SECTION	450-10
STATE PROJECT	H.004100
SERIES NUMBER	1 OF 2

PLAN AND PROFILE
 WB ENTRANCE RAMP - NICHOLSON
 I-10: LA 415 TO ESSEN ON I-10 AND I-12

DOTD
 SIGMA CONSULTING GROUP, INC.

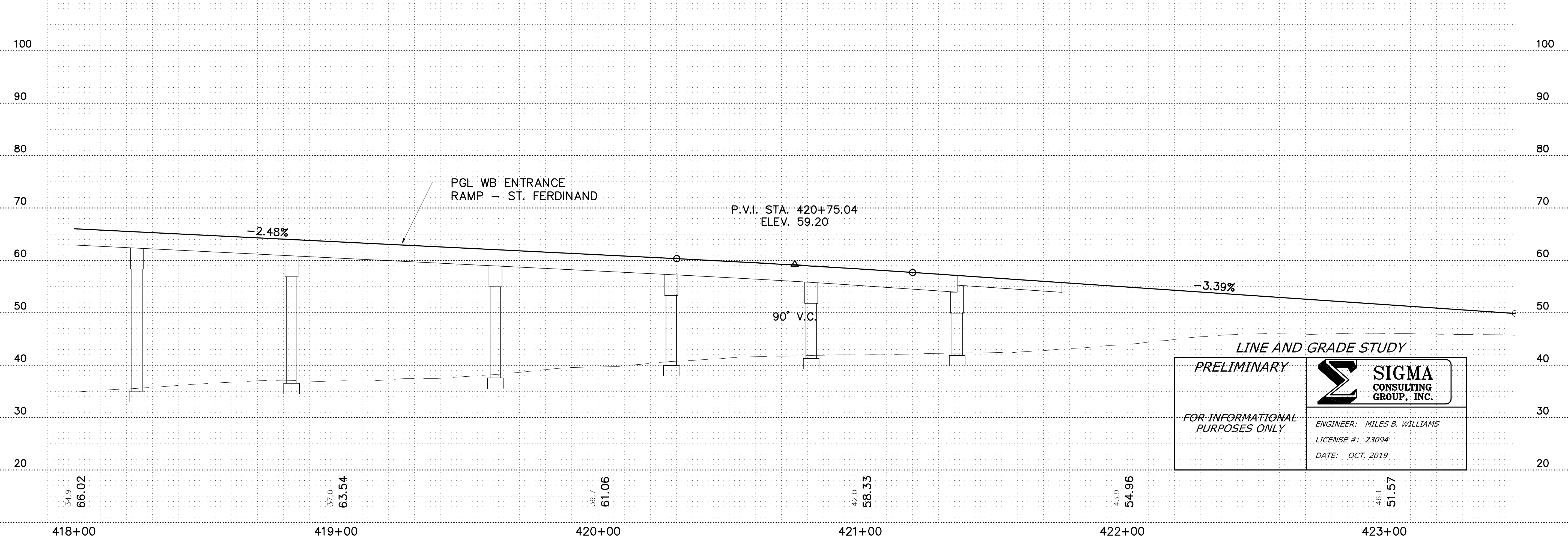
OCT. 2019

LINE & GRADE STUDY - DRAFT



CURVE DATA
 BL EB ENTRANCE RAMP - NICHOLSON
 P.I. STA. 419+53.27
 $\Delta = 77^{\circ}14'50''$ LT.
 $D = 17^{\circ}31'19''$
 $T = 261.26'$
 $L = 440.87'$
 $R = 327.00'$

1" = 20'
 (1"=40', 1/2 SCALE)

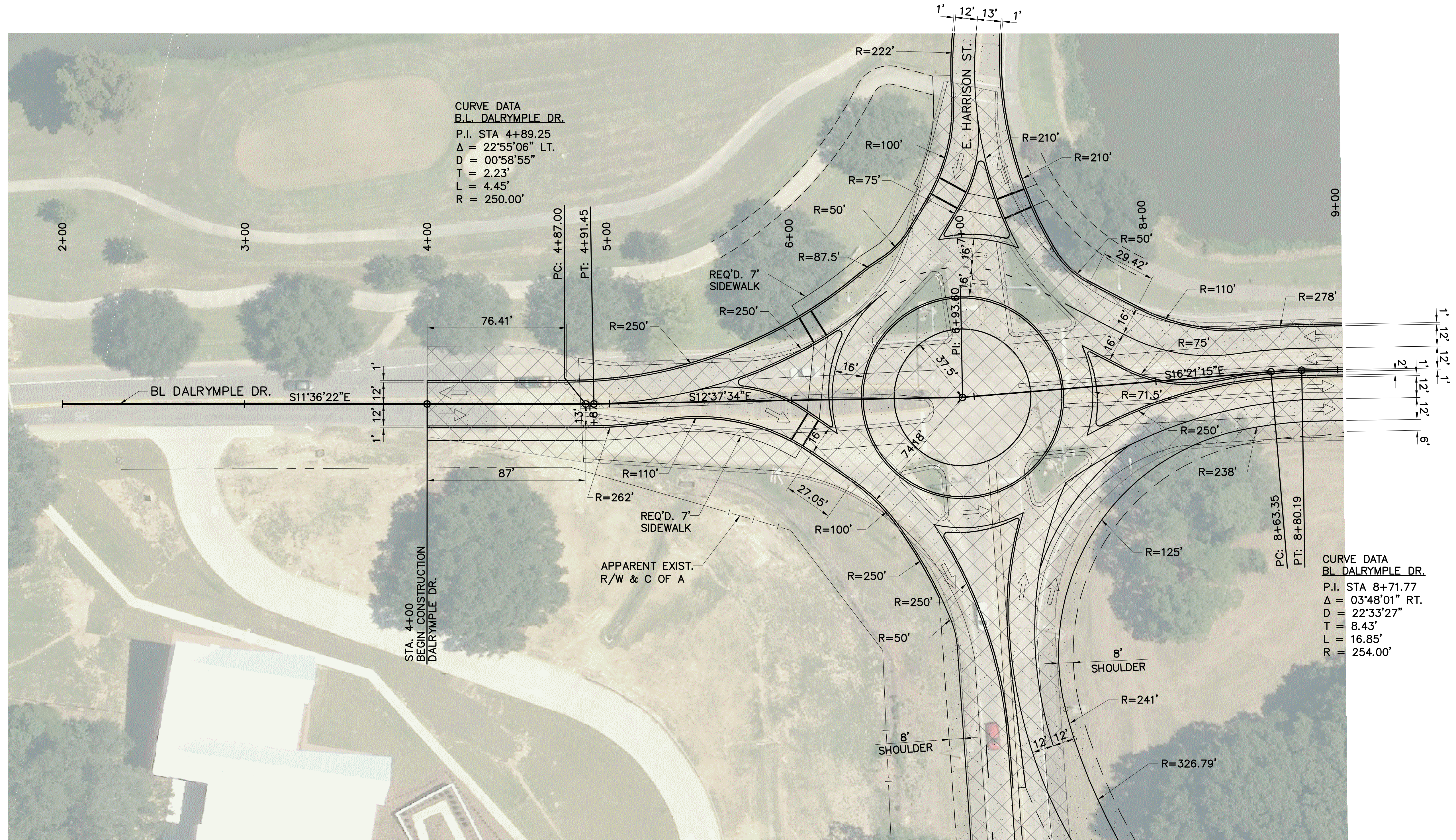


PRELIMINARY
 FOR INFORMATIONAL PURPOSES ONLY

SIGMA CONSULTING GROUP, INC.
 ENGINEER: MILES B. WILLIAMS
 LICENSE #: 23094
 DATE: OCT. 2019

SHEET NUMBER	NR05
DESIGNED	WILLIAMS
CHECKED	AMEDEE
DATE	
NO.	
REVISION OR CHANGE ORDER DESCRIPTION	
BY	
PARISH	EAST BATON ROUGE
CONTROL SECTION	450-10
STATE PROJECT	H.004100
SERIES NUMBER	2 OF 2
PLAN AND PROFILE	WB ENTRANCE RAMP - NICHOLSON
I-10: LA 415 TO ESSEN ON I-10 AND I-12	
DOTD	SIGMA CONSULTING GROUP
SIGMA CONSULTING GROUP, INC.	

F:\020201\01\03\18\00Line And Grade Study\Nicholson-Ramps-FP.dwg [NR05] Oct 01, 2019 - 1:14pm



1" = 30'
(1" = 60', 1/2 SCALE)

LINE AND GRADE STUDY

PRELIMINARY

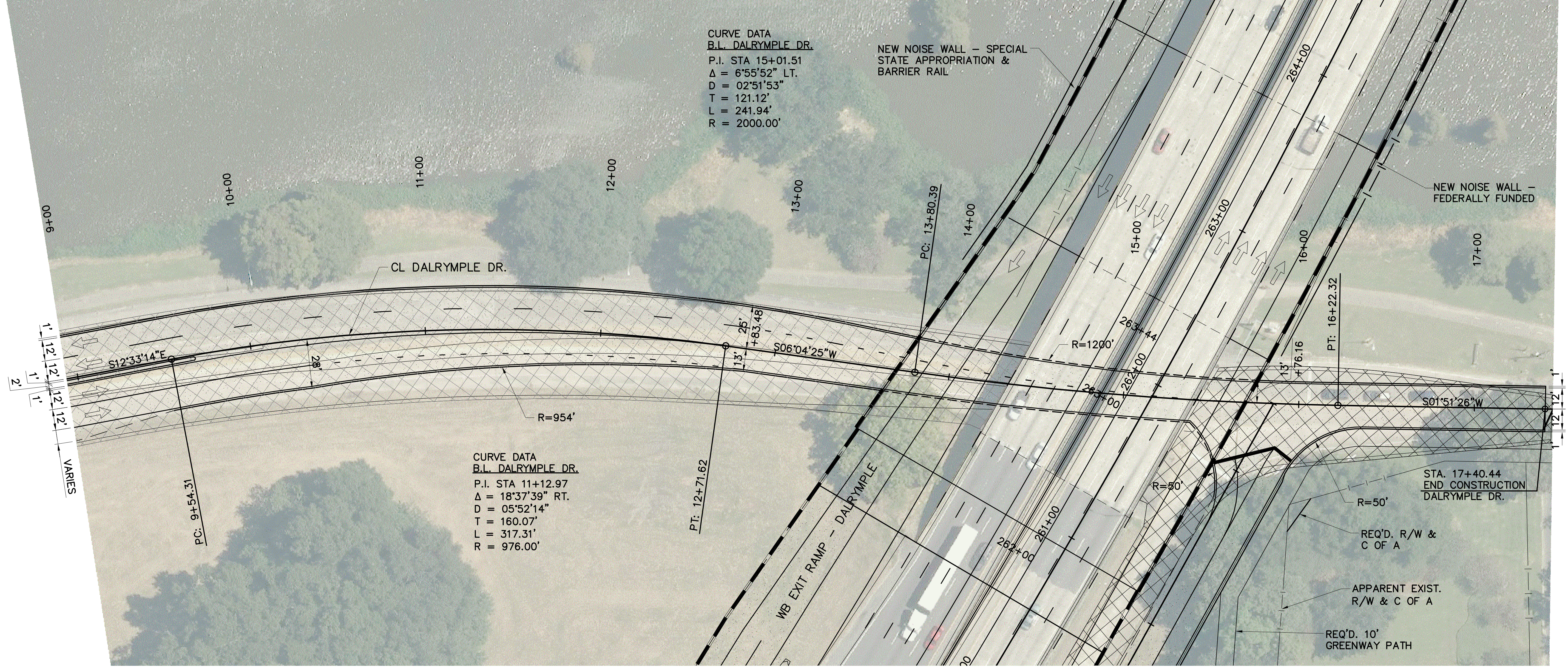
FOR INFORMATIONAL PURPOSES ONLY

SIGMA CONSULTING GROUP, INC.

ENGINEER: MILES B. WILLIAMS
 LICENSE #: 23094
 DATE: OCT. 2019

SHEET NUMBER	DD01	PARISH	EAST BATON ROUGE	CONTROL SECTION	450-10	STATE PROJECT	H.004100
DESIGNED	WILLIAMS	CHECKED	THYMES	SERIES NUMBER	1 OF 2	BY	
REVISION OR CHANGE ORDER DESCRIPTION							
NO.	DATE						
PLAN SHEET DALRYMPLE DRIVE I-10: LA 415 TO ESSEN ON I-10 AND I-12							

LINE & GRADE STUDY - DRAFT



1" = 30'
(1"=60', 1/2 SCALE)

LINE AND GRADE STUDY
PRELIMINARY

FOR INFORMATIONAL PURPOSES ONLY

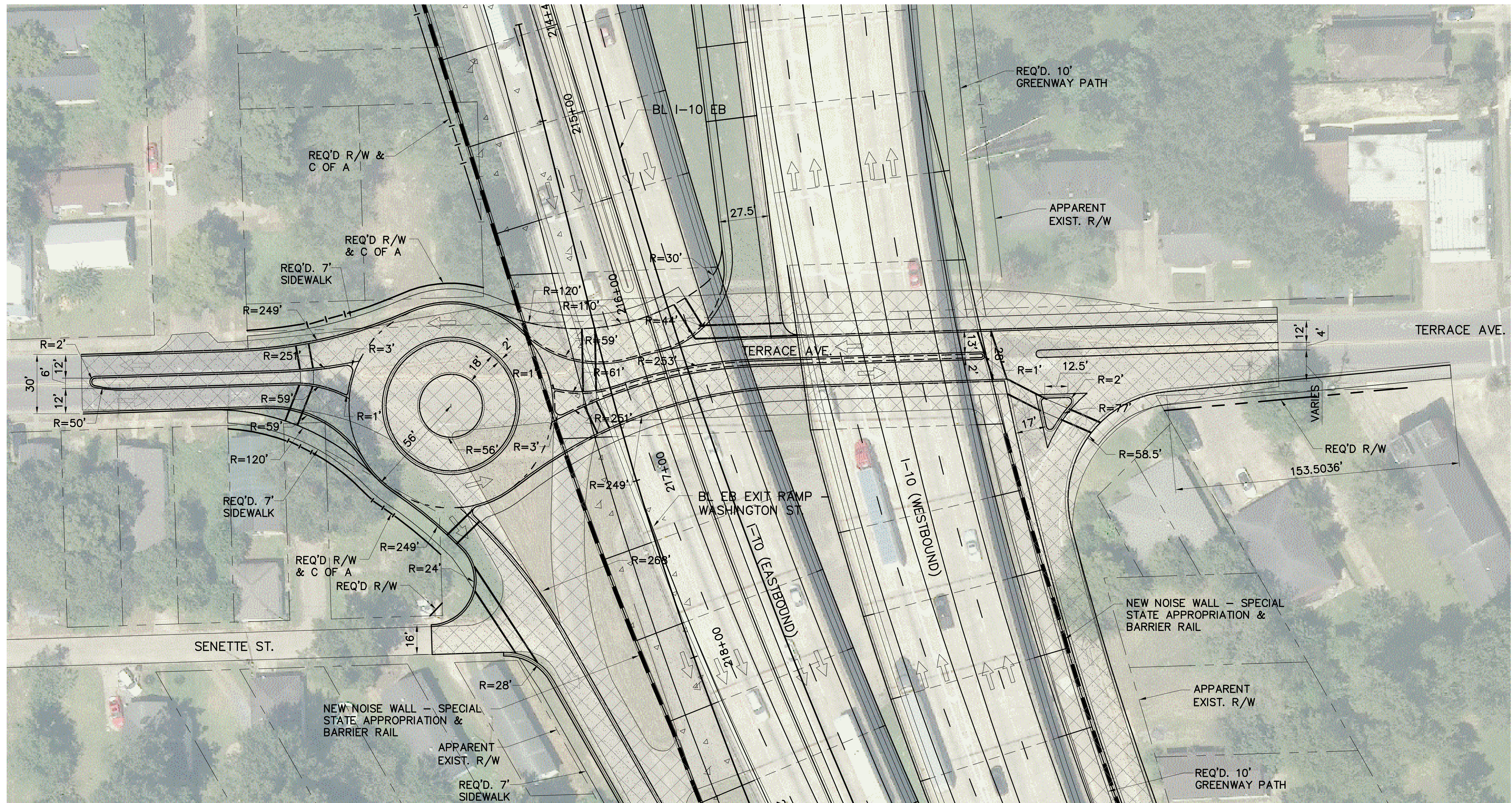
SIGMA CONSULTING GROUP, INC.

ENGINEER: MILES B. WILLIAMS
LICENSE #: 23094
DATE: OCT. 2019

SHEET NUMBER	DD02
DESIGNED	WILLIAMS
CHECKED	THYMES
DATE	
NO.	
REVISION OR CHANGE ORDER DESCRIPTION	
BY	
PARISH	EAST BATON ROUGE
CONTROL SECTION	450-10
STATE PROJECT	H.004100
SERIES NUMBER	2 OF 2

PLAN SHEET
DALRYMPLE DRIVE
I-10: LA 415 TO ESSEN ON I-10 AND I-12

DOTD
SIGMA CONSULTING GROUP, INC.



1" = 30'
(1" = 60', 1/2" SCALE)

LINE AND GRADE STUDY

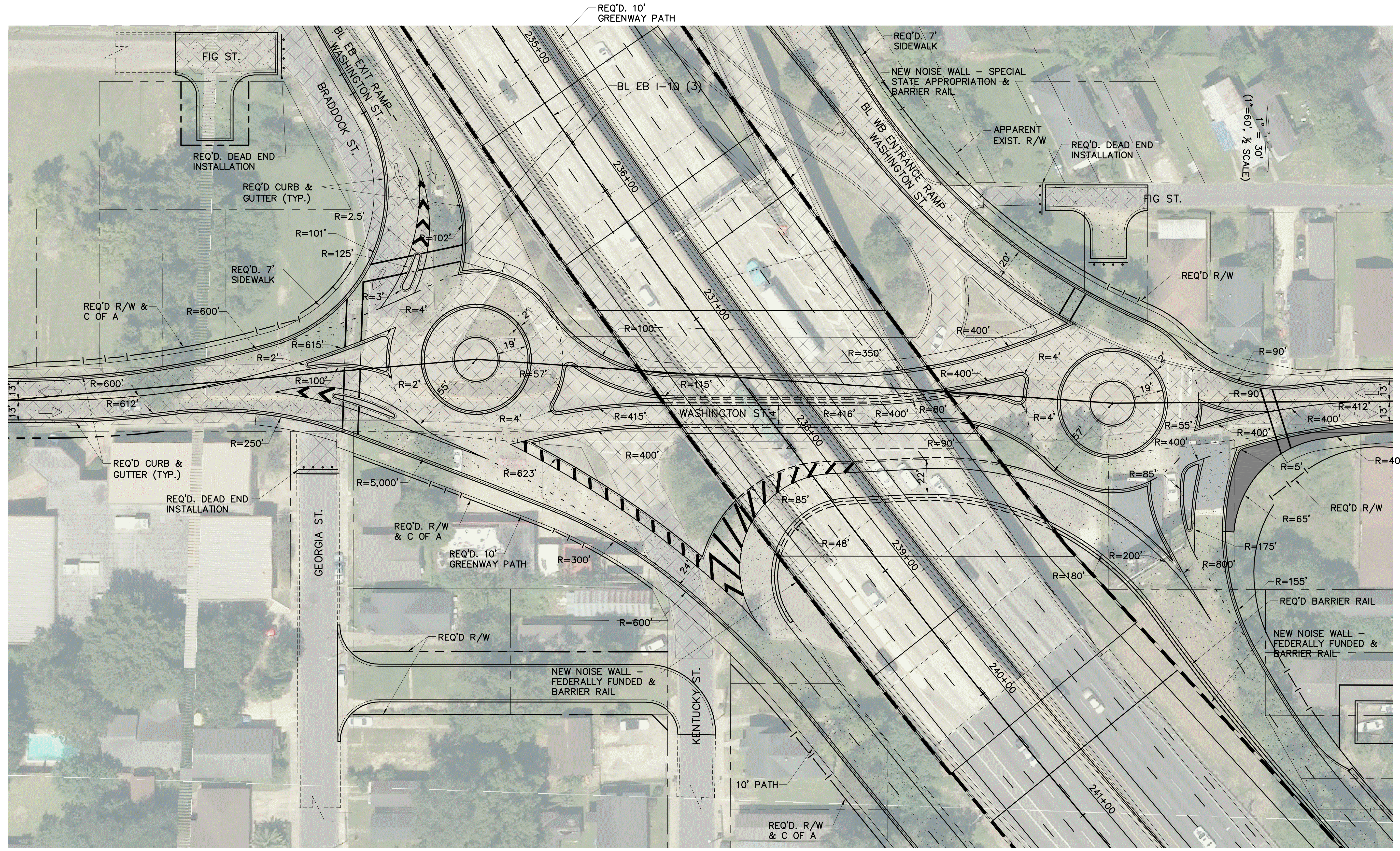
PRELIMINARY

FOR INFORMATIONAL PURPOSES ONLY

SIGMA CONSULTING GROUP, INC.

ENGINEER: MILES B. WILLIAMS
LICENSE #: 23094
DATE: OCT. 2019

SHEET NUMBER	TS01	PARISH	EAST BATON ROUGE	CONTROL SECTION	450-10	STATE PROJECT	H.004100
DESIGNED	WILLIAMS	CHECKED	THYMES	SERIES NUMBER	1	OF	1
DATE		NO.		REVISION OR CHANGE ORDER DESCRIPTION		BY	
<p>PLAN VIEW TERRACE STREET</p>							
<p>I-10: LA 415 TO ESSEN ON I-10 AND I-12</p>							




(1" = 60', 1/2" SCALE)
1" = 30'

LINE AND GRADE STUDY




PRELIMINARY

FOR INFORMATIONAL PURPOSES ONLY

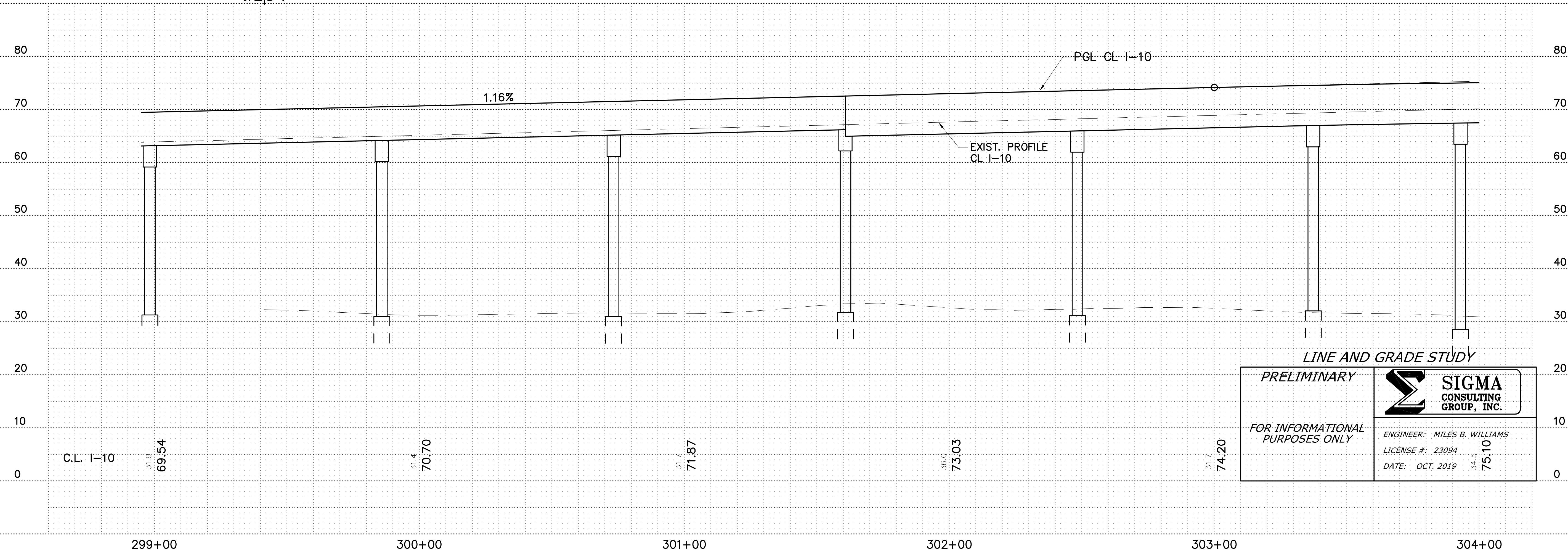
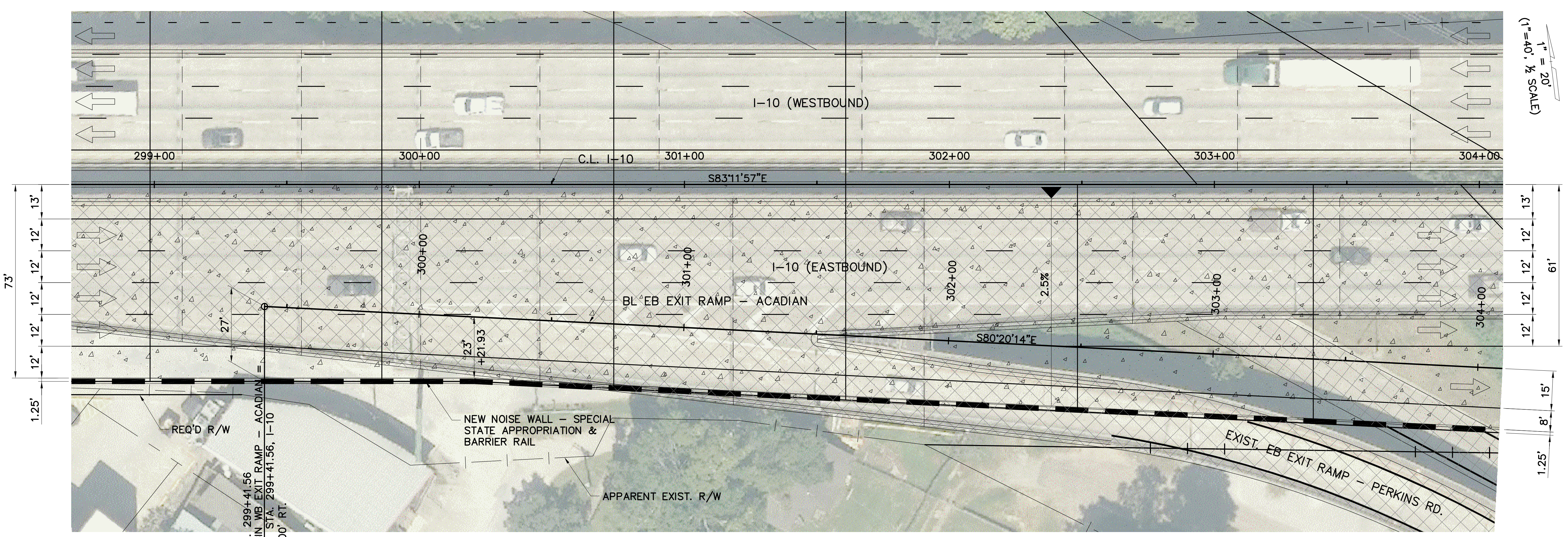


SIGMA CONSULTING GROUP, INC.

ENGINEER: MILES B. WILLIAMS
LICENSE #: 23094
DATE: OCT. 2019

SHEET NUMBER	WS01
PROJECT	H.004100
STATE	LA
SECTION	450-10
PARISH	EAST BATON ROUGE
DESIGNED	WILLIAMS
CHECKED	THYMES
DATE	10/1/19
NO.	1
REVISION OR CHANGE ORDER DESCRIPTION	
BY	
 PLAN VIEW WASHINGTON ST. I-10: LA 415 TO ESSEN ON I-10 AND I-12	
 DOTD LA DEPARTMENT OF TRANSPORTATION SIGMA CONSULTING GROUP	
 SIGMA CONSULTING GROUP, INC.	

LINE & GRADE STUDY - DRAFT



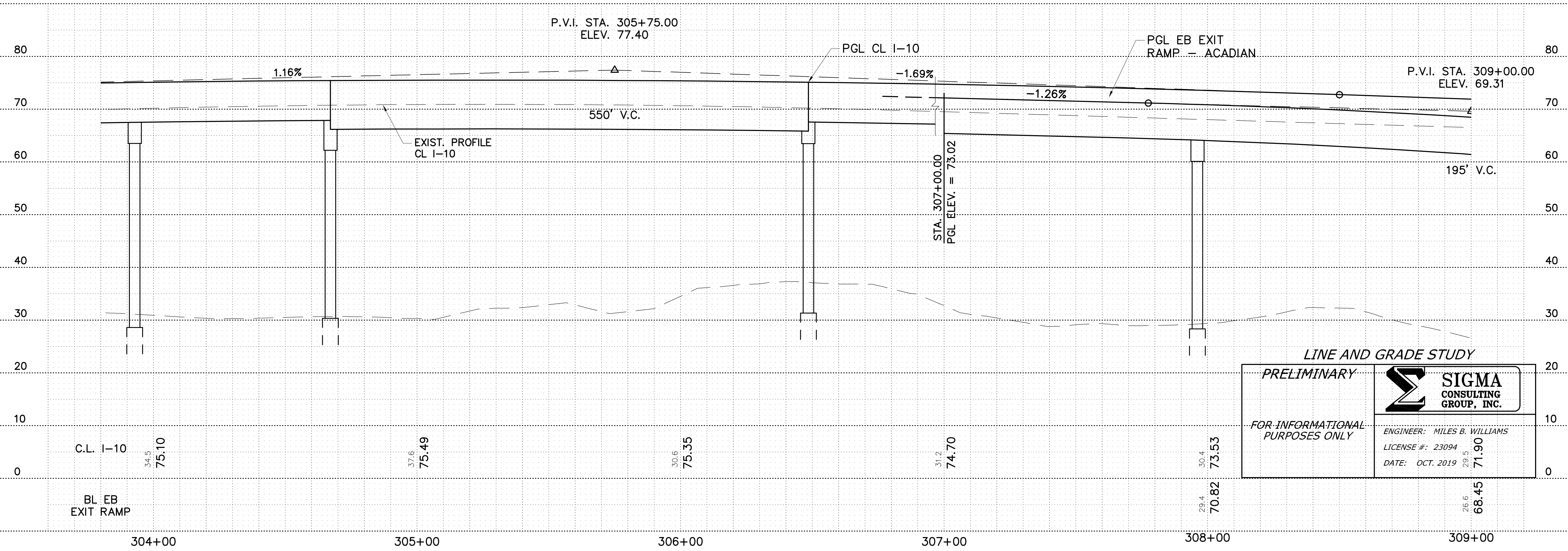
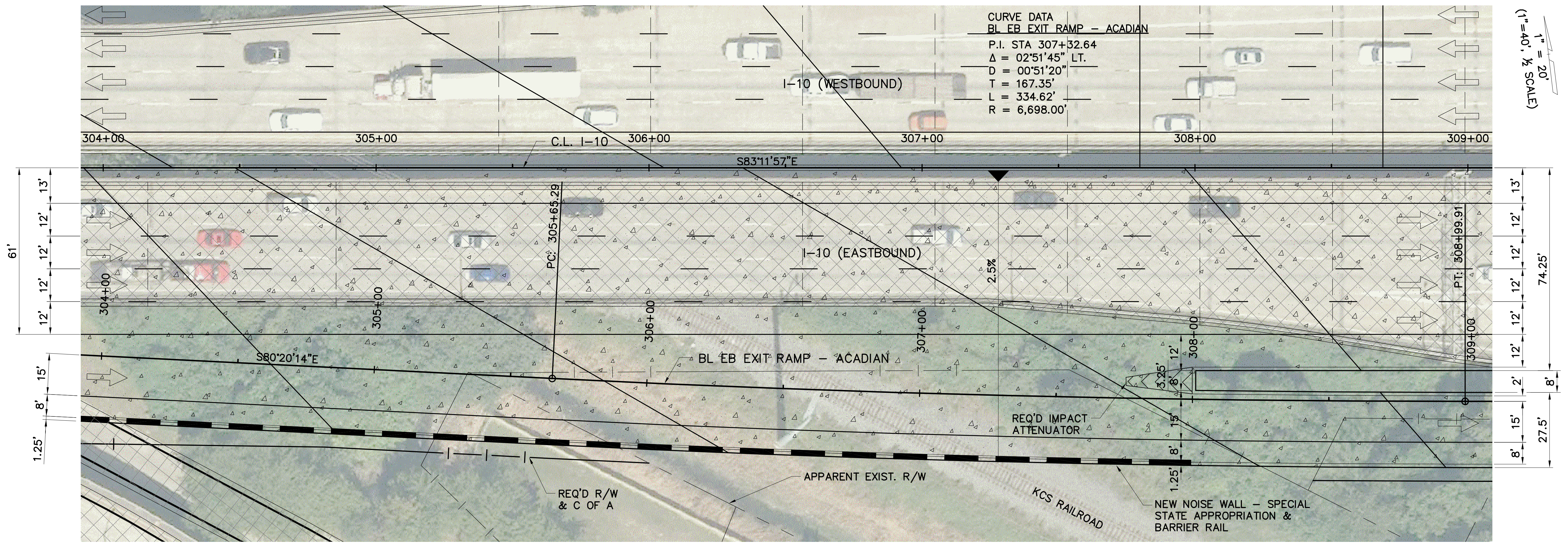
LINE AND GRADE STUDY

PRELIMINARY

FOR INFORMATIONAL PURPOSES ONLY

ENGINEER: MILES B. WILLIAMS
 LICENSE #: 23094
 DATE: OCT. 2019


SHEET NUMBER	ARO1
DESIGNED	WILLIAMS
CHECKED	AMEEDE
DATE	
NO.	
BY	
REVISION OR CHANGE ORDER DESCRIPTION	
SERIES NUMBER	I OF 4
CONTROL SECTION	450-10
STATE PROJECT	H.004100
<p>PLAN AND PROFILE</p> <p>EB EXIT RAMP - ACADIAN</p> <p>I-10: LA 415 TO ESSEN ON I-10 AND I-12</p>	




LINE AND GRADE STUDY
 PRELIMINARY
 FOR INFORMATIONAL PURPOSES ONLY

SIGMA CONSULTING GROUP, INC.
 ENGINEER: MILES B. WILLIAMS
 LICENSE #: 23094
 DATE: OCT. 2019

SHEET NUMBER	AR02
PROJECT	H.004100
SECTION	450-10
DATE	
NO.	
BY	
REVISION OR CHANGE ORDER DESCRIPTION	
DESIGNED	WILLIAMS
CHECKED	AMEEDE
DRAWN	
CHECKED	
SERIES NUMBER	2 OF 4
PARISH	WILLIAMS
CONTROL SECTION	AMEEDE
STATE PROJECT	450-10

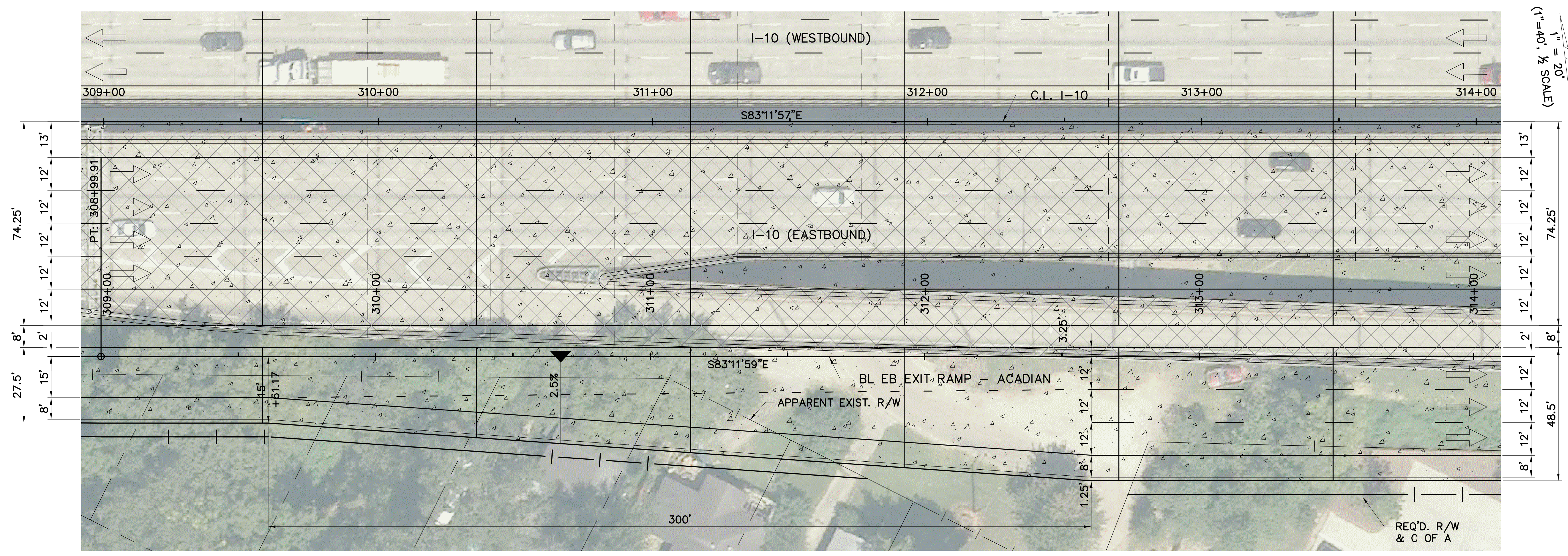


PLAN AND PROFILE
 EB EXIT RAMP - ACADIAN
 I-10: LA 415 TO ESSEN ON I-10 AND I-12

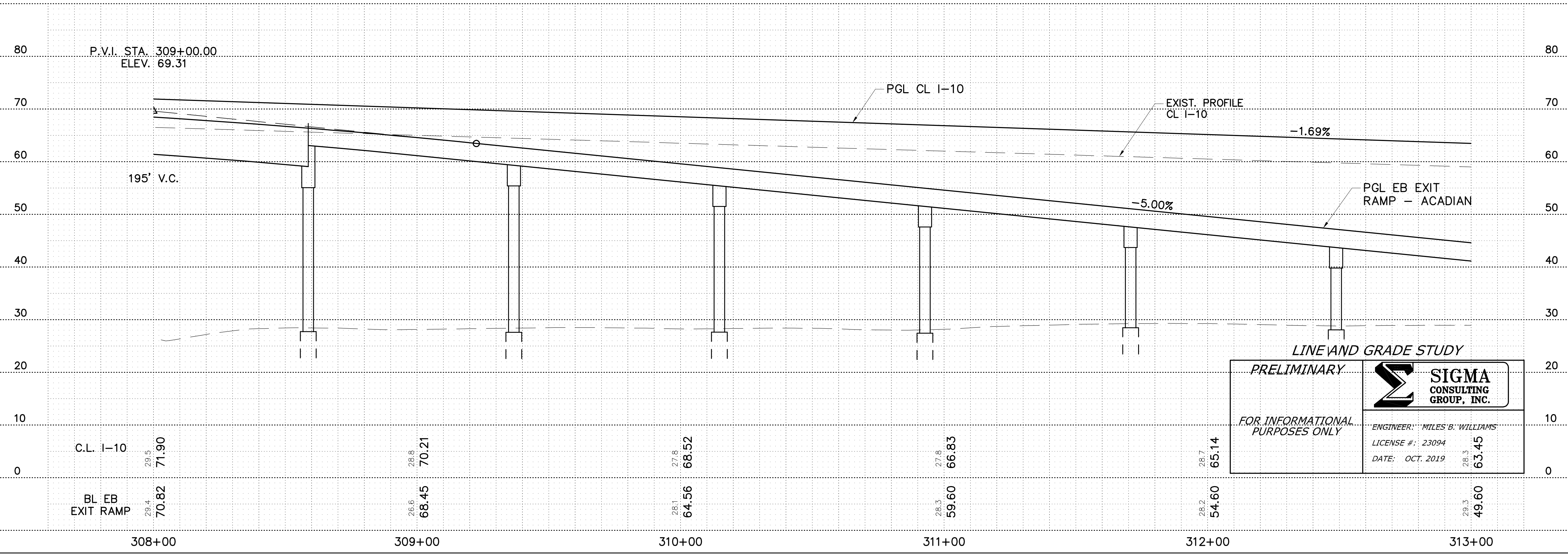


LINE & GRADE STUDY - DRAFT

OCT. 2019



1" = 40', 1/2" SCALE)



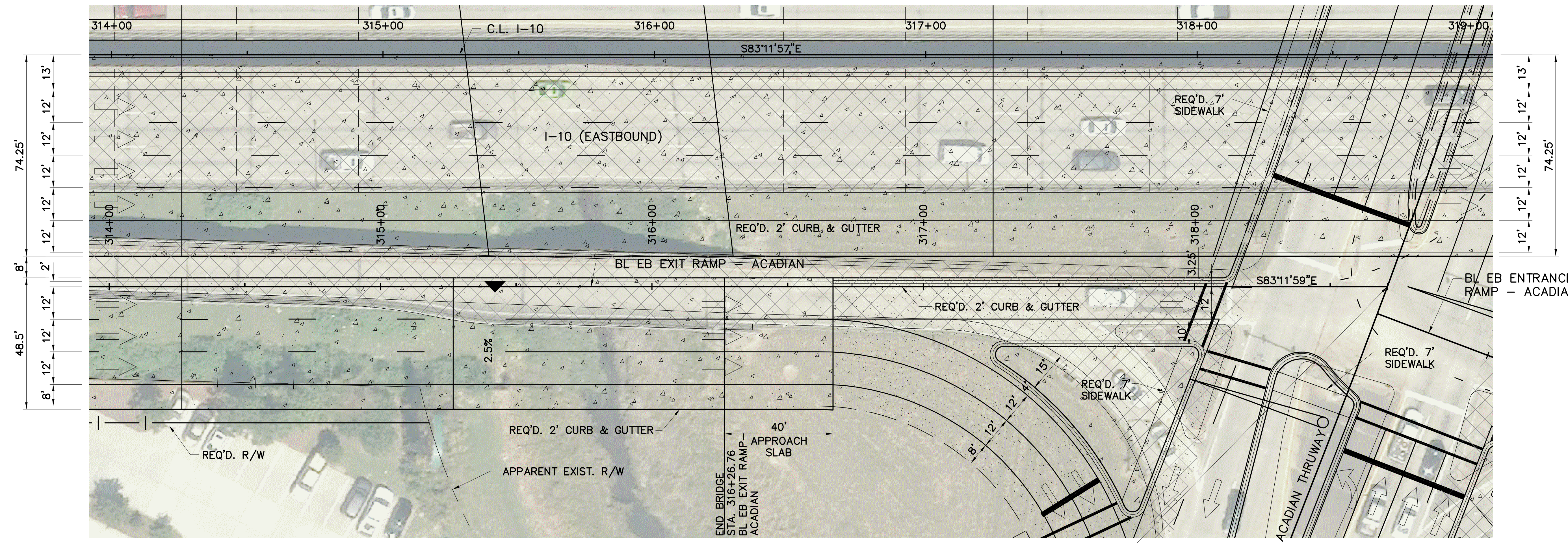
LINE AND GRADE STUDY
PRELIMINARY
 FOR INFORMATIONAL PURPOSES ONLY

SIGMA CONSULTING GROUP, INC.
 ENGINEER: MILES B. WILLIAMS
 LICENSE #: 23094
 DATE: OCT. 2019

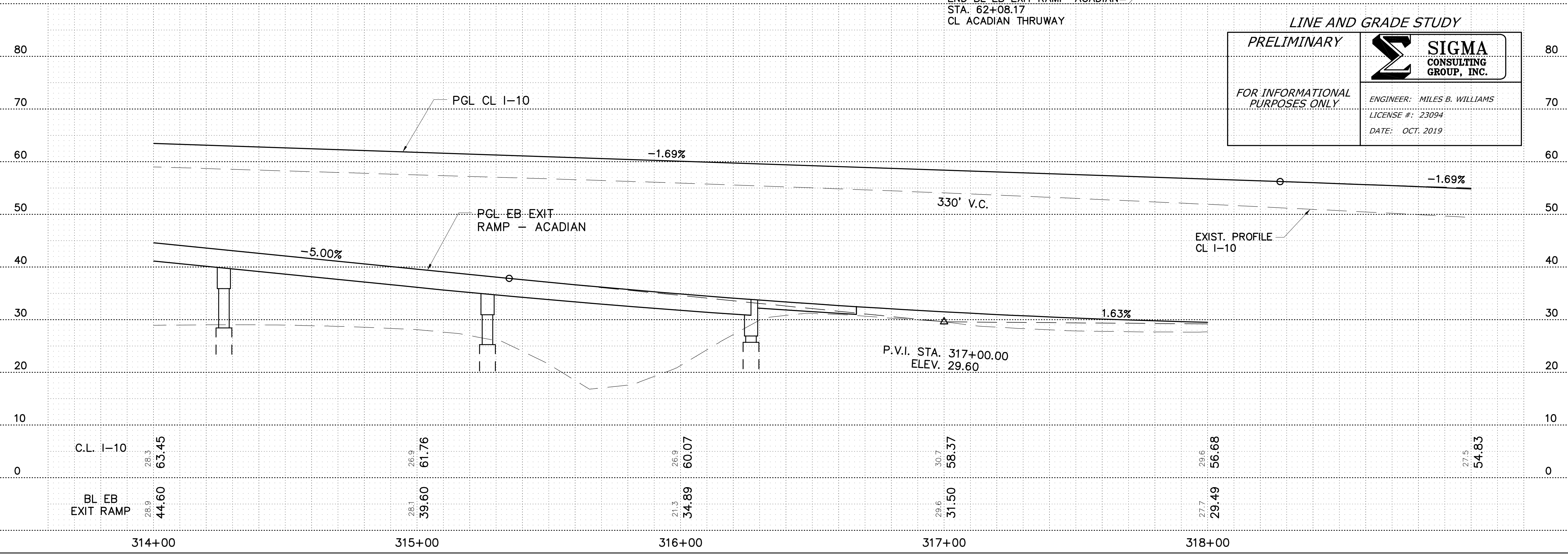
SHEET NUMBER	AR03
DESIGNED	WILLIAMS
CHECKED	AMEEDE
REVISION OR CHANGE ORDER DESCRIPTION	
NO.	DATE
BY	
PARISH	EAST BATON ROUGE
CONTROL SECTION	450-10
STATE PROJECT	H.004100
DESIGNED	3
CHECKED	OF
SERIES NUMBER	4

PLAN AND PROFILE
 EB EXIT RAMP - ACADIAN
 I-10: LA 415 TO ESSEN ON I-10 AND I-12

SIGMA CONSULTING GROUP, INC.



STA. 318+71.06
 END BL EB EXIT RAMP-ACADIAN=
 STA. 62+08.17
 CL ACADIAN THRUWAY



LINE AND GRADE STUDY

PRELIMINARY

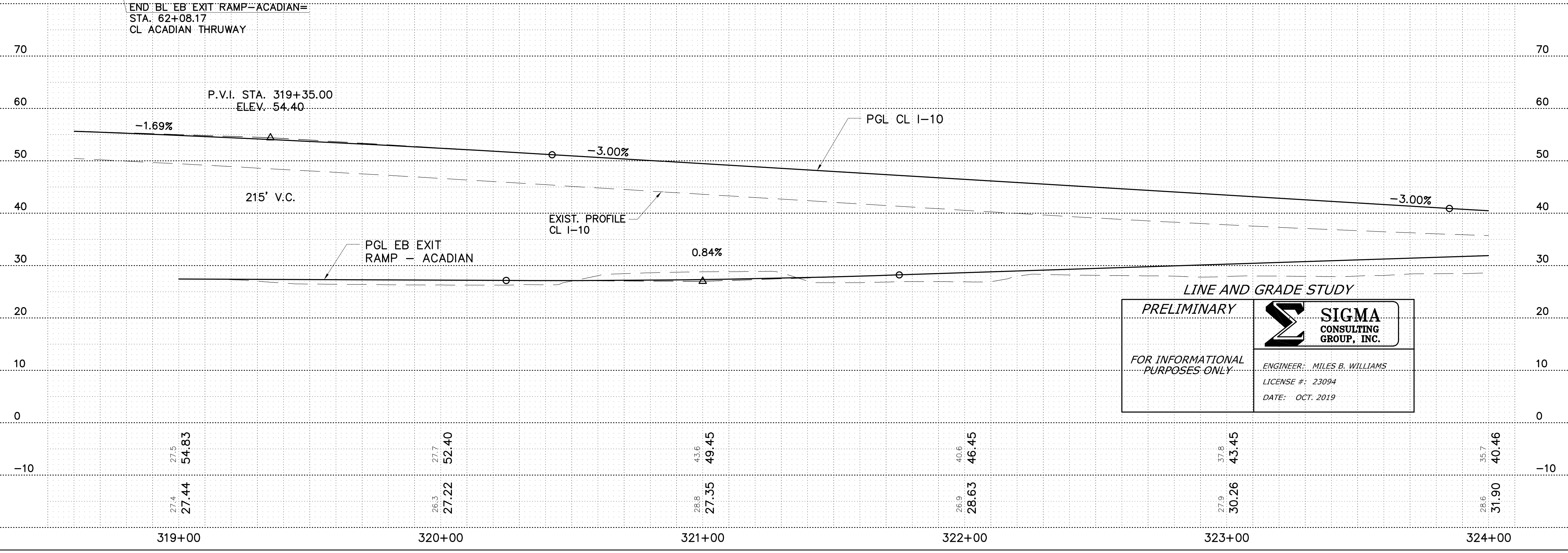
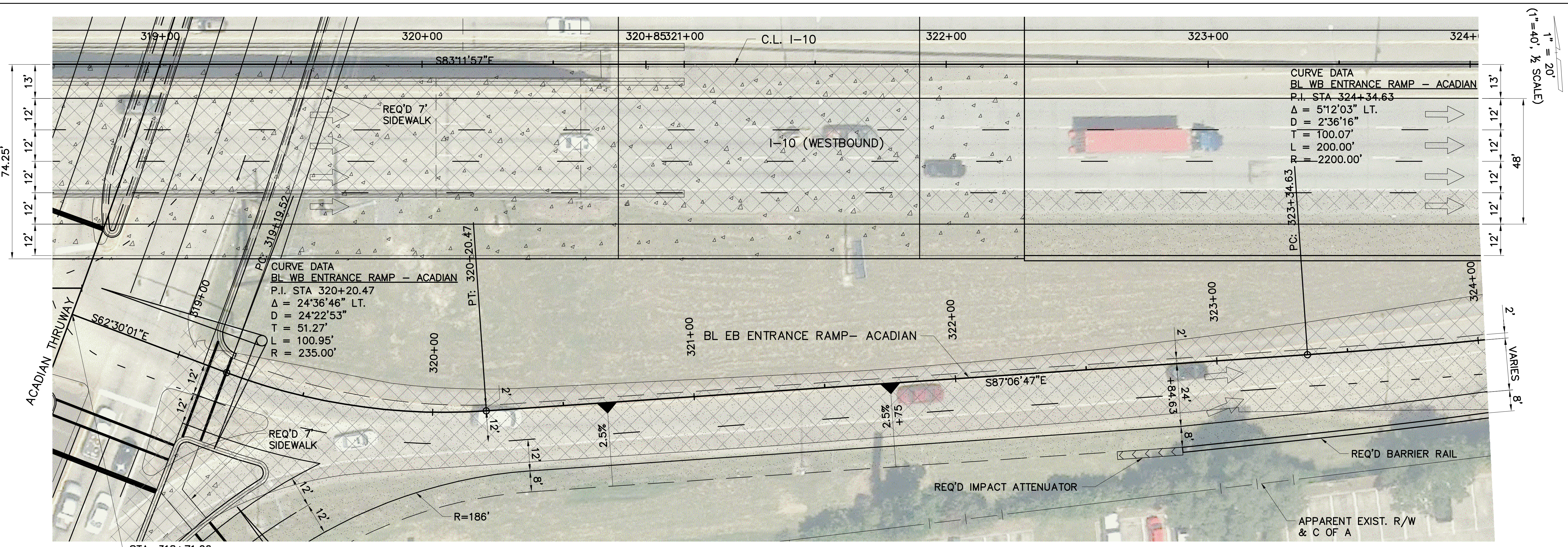
FOR INFORMATIONAL PURPOSES ONLY

ENGINEER: MILES B. WILLIAMS
 LICENSE #: 23094
 DATE: OCT. 2019

SHEET NUMBER	ARO4
DESIGNED	WILLIAMS
CHECKED	AMEEDE
DATE	
NO.	
PARISH	EAST BATON ROUGE
CONTROL SECTION	450-10
STATE PROJECT	H.004100
DESIGNED	WILLIAMS
CHECKED	AMEEDE
DATE	
NO.	
REVISION OR CHANGE ORDER DESCRIPTION	
BY	
SERIES NUMBER	4 OF 4

PLAN AND PROFILE
 EB EXIT RAMP - ACADIAN

I-10: LA 415 TO ESSEN ON I-10 AND I-12



LINE AND GRADE STUDY
PRELIMINARY

FOR INFORMATIONAL PURPOSES ONLY

SIGMA CONSULTING GROUP, INC.

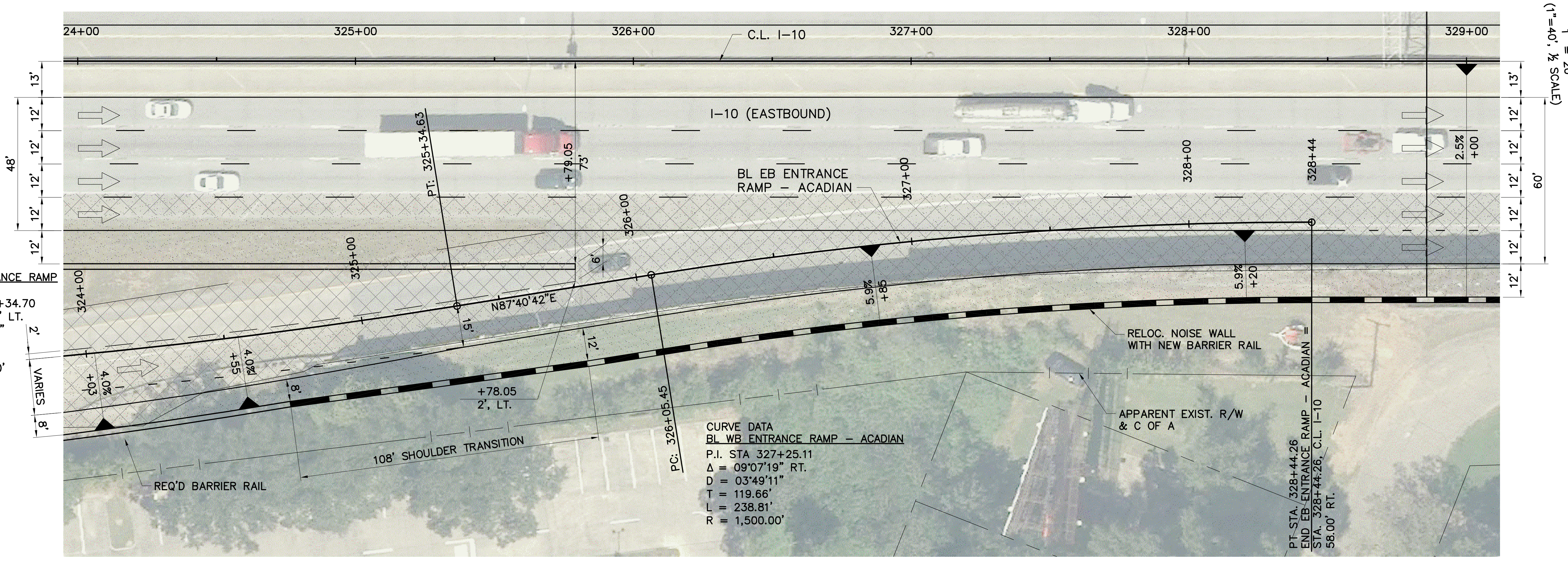
ENGINEER: MILES B. WILLIAMS
 LICENSE #: 23094
 DATE: OCT. 2019

SHEET NUMBER	AR05
DESIGNED	WILLIAMS
CHECKED	AMEDEE
DATE	
NO.	
REVISION OR CHANGE ORDER DESCRIPTION	
BY	
PARISH	EAST BATON ROUGE
CONTROL SECTION	450-10
STATE PROJECT	H.004100
SERIES NUMBER	1 OF 2
PROJECT	
PLAN AND PROFILE	EB ENTRANCE RAMP - ACADIAN
	I-10: LA 415 TO ESSEN ON I-10 AND I-12
DOTD	SIGMA CONSULTING GROUP
SIGMA CONSULTING GROUP, INC.	

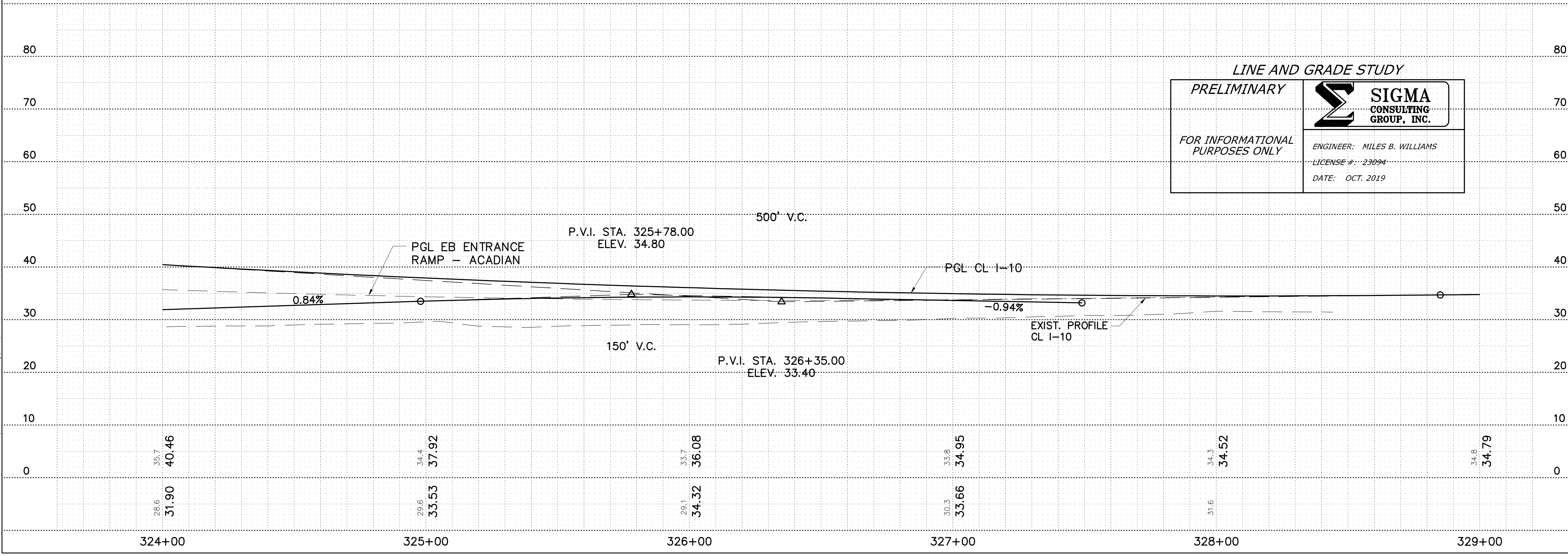
CURVE DATA
BL WB ENTRANCE RAMP
ACADIAN
 P.I. STA 324+34.70
 $\Delta = 05^{\circ}12'31''$ LT.
 $D = 02^{\circ}36'16''$
 $T = 100.07'$
 $L = 200.00'$
 $R = 2,200.00'$

CURVE DATA
BL WB ENTRANCE RAMP - ACADIAN
 P.I. STA 327+25.11
 $\Delta = 09^{\circ}07'19''$ RT.
 $D = 03^{\circ}49'11''$
 $T = 119.66'$
 $L = 238.81'$
 $R = 1,500.00'$

PT STA. 328+44.26
 END EB ENTRANCE RAMP - ACADIAN =
 STA. 328+44.26, C.L. I-10
 58.00' RT.



SHEET NUMBER	AR06
DESIGNED	WILLIAMS
CHECKED	AMEEDE
DATE	
NO.	
REVISION OR CHANGE ORDER DESCRIPTION	
BY	
PARISH	EAST BATON ROUGE
CONTROL SECTION	450-10
STATE PROJECT	H.004100
SERIES NUMBER	2 OF 2




LINE AND GRADE STUDY

PRELIMINARY


FOR INFORMATIONAL PURPOSES ONLY

SIGMA CONSULTING GROUP, INC.

ENGINEER: MILES B. WILLIAMS
 LICENSE #: 23094
 DATE: OCT. 2019


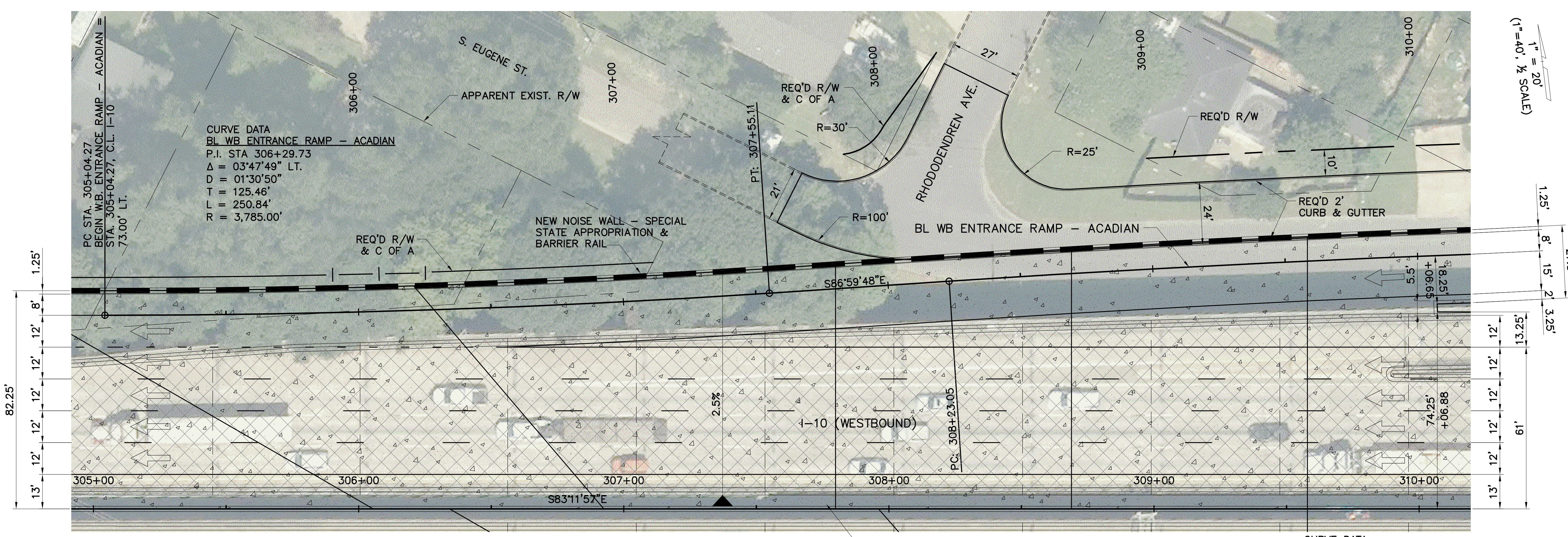


PLAN AND PROFILE
EB ENTRANCE RAMP - ACADIAN
 I-10: LA 415 TO ESSEN ON I-10 AND I-12



OCT. 2019

LINE & GRADE STUDY - DRAFT



LINE AND GRADE STUDY

PRELIMINARY

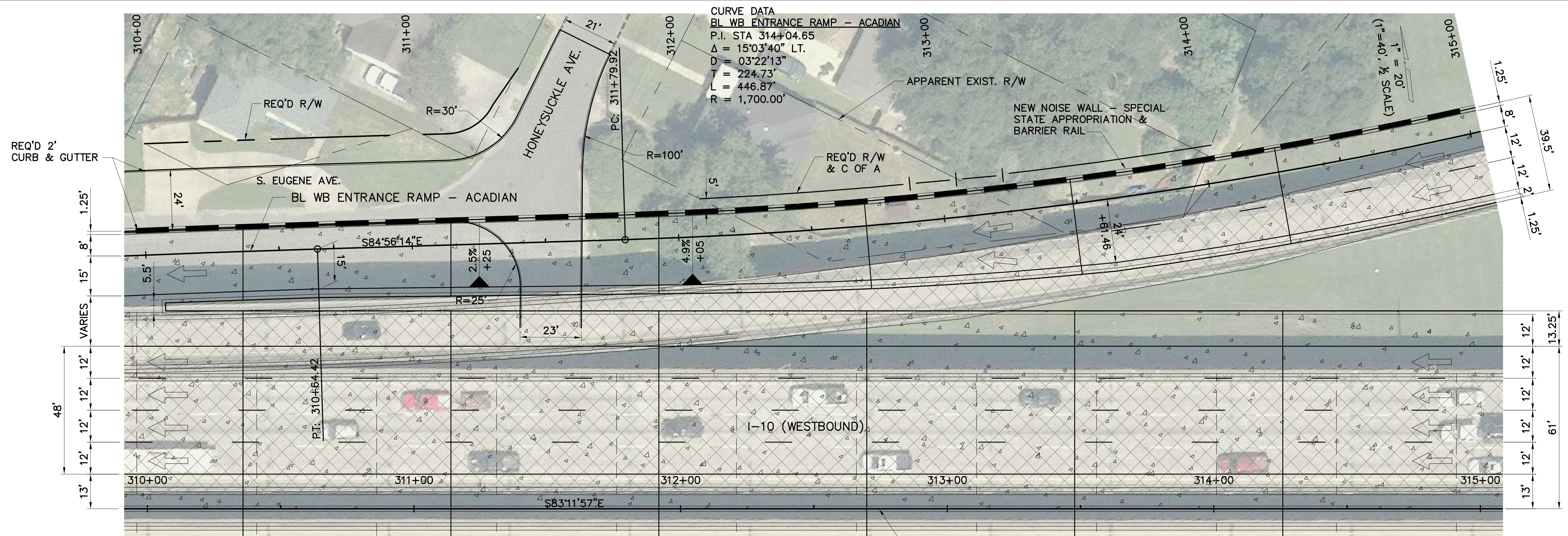
FOR INFORMATIONAL PURPOSES ONLY

SIGMA
CONSULTING
GROUP, INC.

ENGINEER: MILES B. WILLIAMS
LICENSE #: 23094
DATE: OCT. 2019

SHEET NUMBER	AR07	PARISH	WILLIAMS	CONTROL SECTION	EAST BATON ROUGE
DESIGNED	CHECKED	Detailed	CHECKED	SERIES NUMBER	PROJECT
				1 OF 3	H.004100
REVISION OR CHANGE ORDER DESCRIPTION					
BY					
NO.					
DATE					
PLAN AND PROFILE WB ENTRANCE RAMP - ACADIAN I-10: LA 415 TO ESSEN ON I-10 AND I-12					

LINE & GRADE STUDY - DRAFT



LINE AND GRADE STUDY
 PRELIMINARY
 FOR INFORMATIONAL PURPOSES ONLY

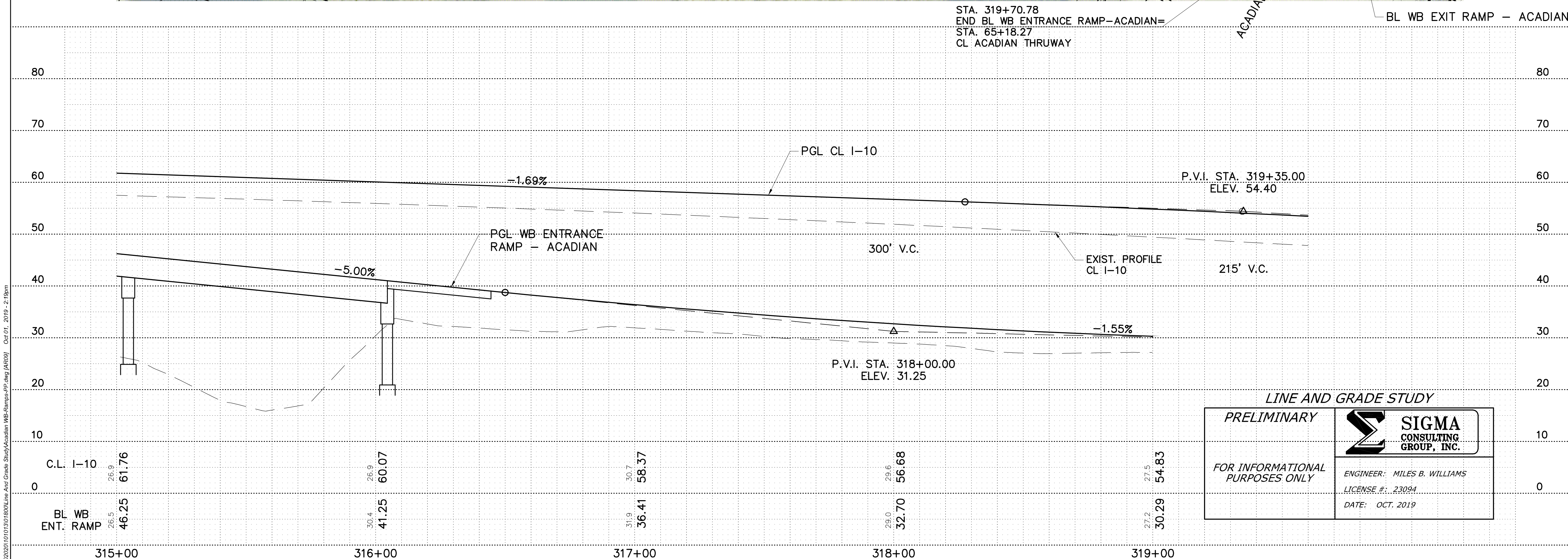
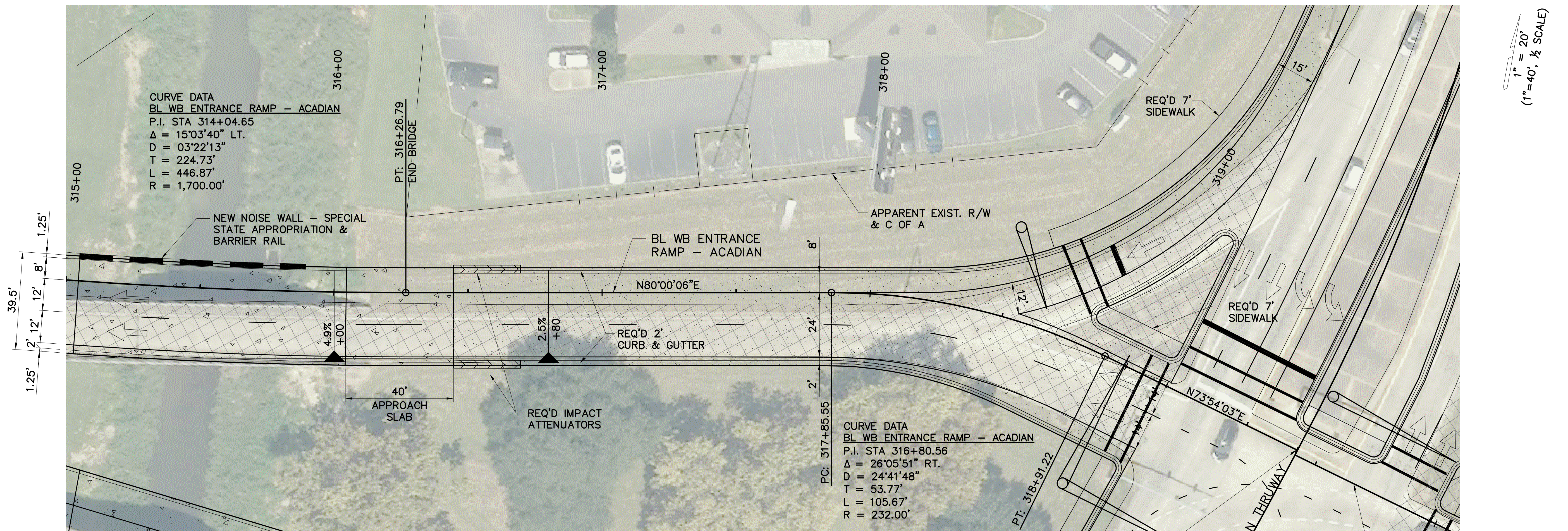
SIGMA CONSULTING GROUP, INC.
 ENGINEER: MILES B. WILLIAMS
 LICENSE #: 23094
 DATE: OCT. 2019

SHEET NUMBER	AR08
PROJECT	H.004100
SECTION	450-10
PARISH	EAST BATON ROUGE
DESIGNED	WILLIAMS
CHECKED	AMEEDE
DATE	2 OF 3
NO.	
DATE	
REVISION OR CHANGE ORDER DESCRIPTION	
BY	

PLAN AND PROFILE
 WB ENTRANCE RAMP - ACADIAN
 I-10: LA 415 TO ESSEN ON I-10 AND I-12

DOTD
 SIGMA CONSULTING GROUP

SIGMA CONSULTING GROUP, INC.



LINE AND GRADE STUDY

PRELIMINARY


FOR INFORMATIONAL PURPOSES ONLY

SIGMA CONSULTING GROUP, INC.

ENGINEER: MILES B. WILLIAMS
 LICENSE #: 23094
 DATE: OCT. 2019

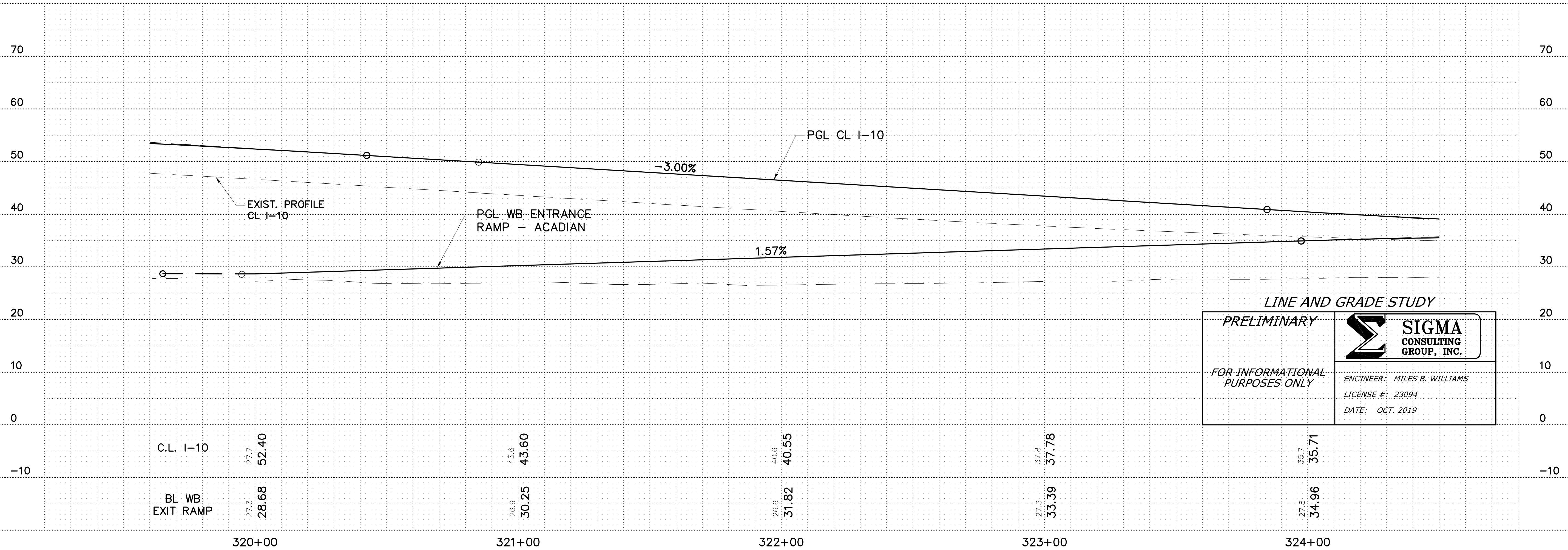
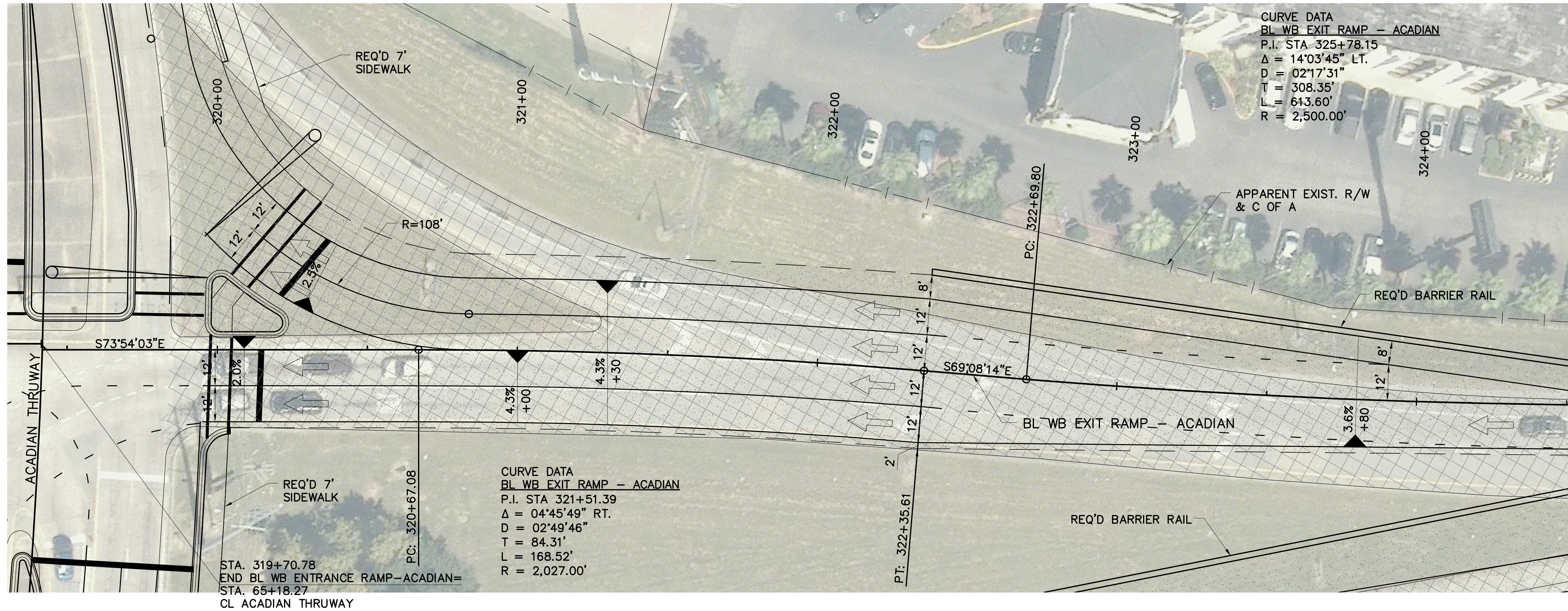
1" = 20'
 (1" = 40', 1/2 SCALE)

SHEET NUMBER	AR09
DESIGNED	WILLIAMS
CHECKED	AMEEDE
DATE	
NO.	
REVISION OR CHANGE ORDER DESCRIPTION	
BY	
PARISH	EAST BATON ROUGE
CONTROL SECTION	450-10
STATE PROJECT	H.004100
SERIES NUMBER	3 OF 3



PLAN AND PROFILE
 WB ENTRANCE RAMP - ACADIAN
 I-10: LA 415 TO ESSEN ON I-10 AND I-12



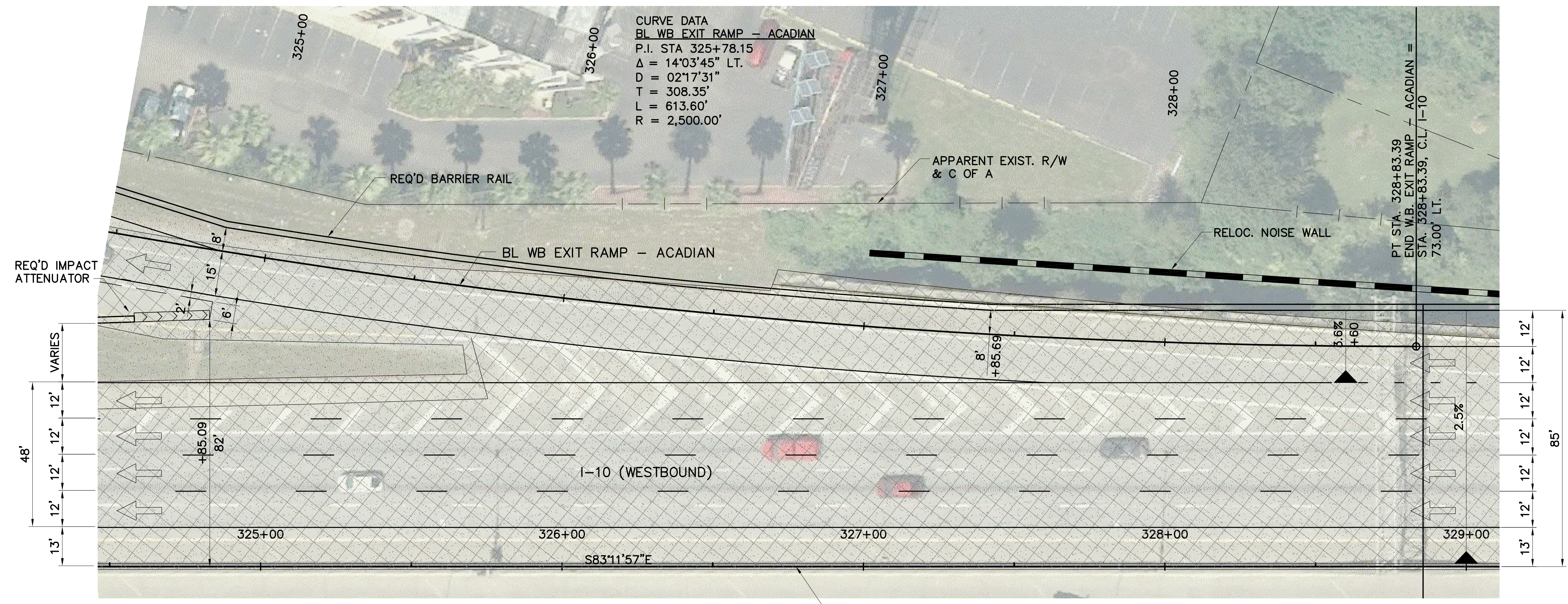


SHEET NUMBER	AR 10
DESIGNED	WILLIAMS
CHECKED	AMEEDE
DATE	
NO.	
REVISION OR CHANGE ORDER DESCRIPTION	
BY	
PARISH	EAST BATON ROUGE
CONTROL SECTION	450-10
STATE PROJECT	H.004100
SERIES NUMBER	1 OF 2

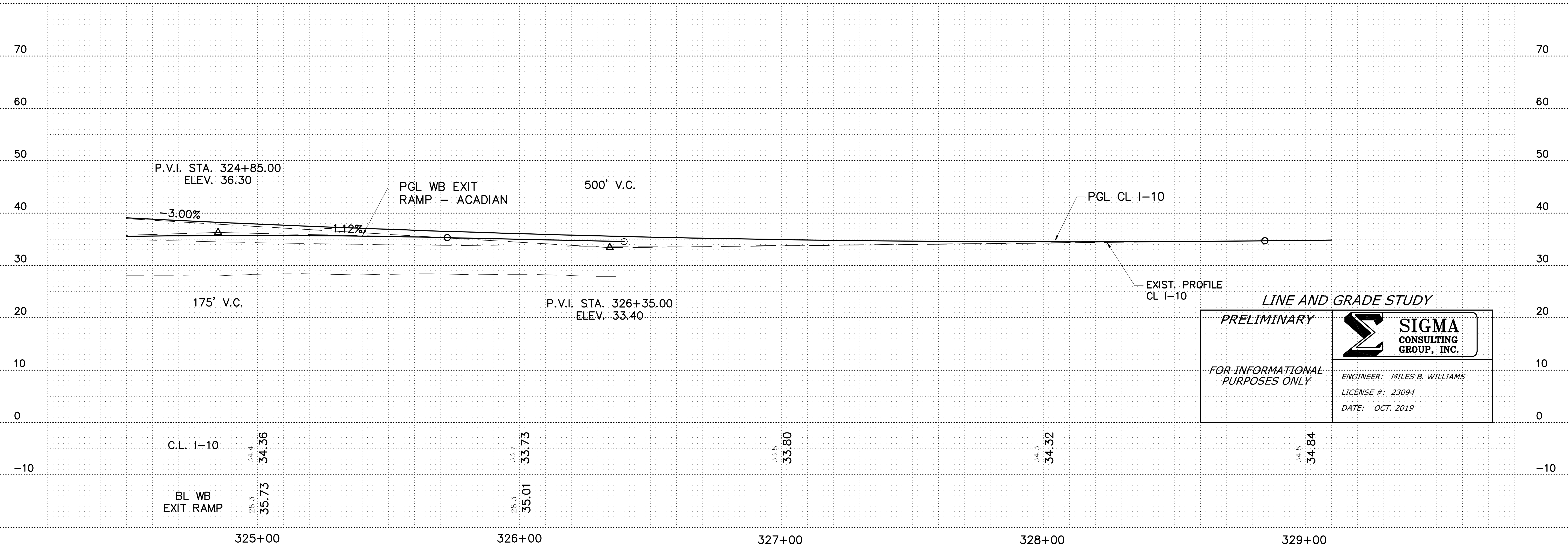
PLAN AND PROFILE
 WB EXIT RAMP - ACADIAN
 I-10: LA 415 TO ESSEN ON I-10 AND I-12

DOTD
 SIGMA CONSULTING GROUP

SIGMA CONSULTING GROUP, INC.



1" = 20'
(1" = 40', 1/2" SCALE)




LINE AND GRADE STUDY

PRELIMINARY

FOR INFORMATIONAL PURPOSES ONLY

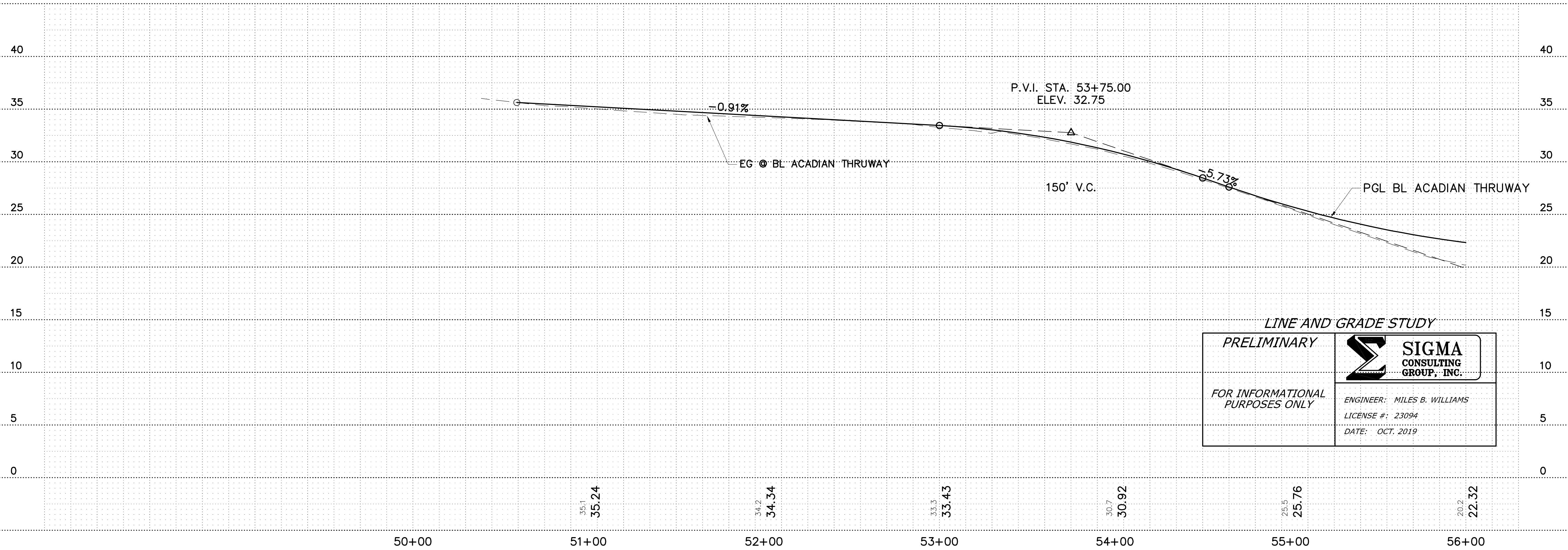
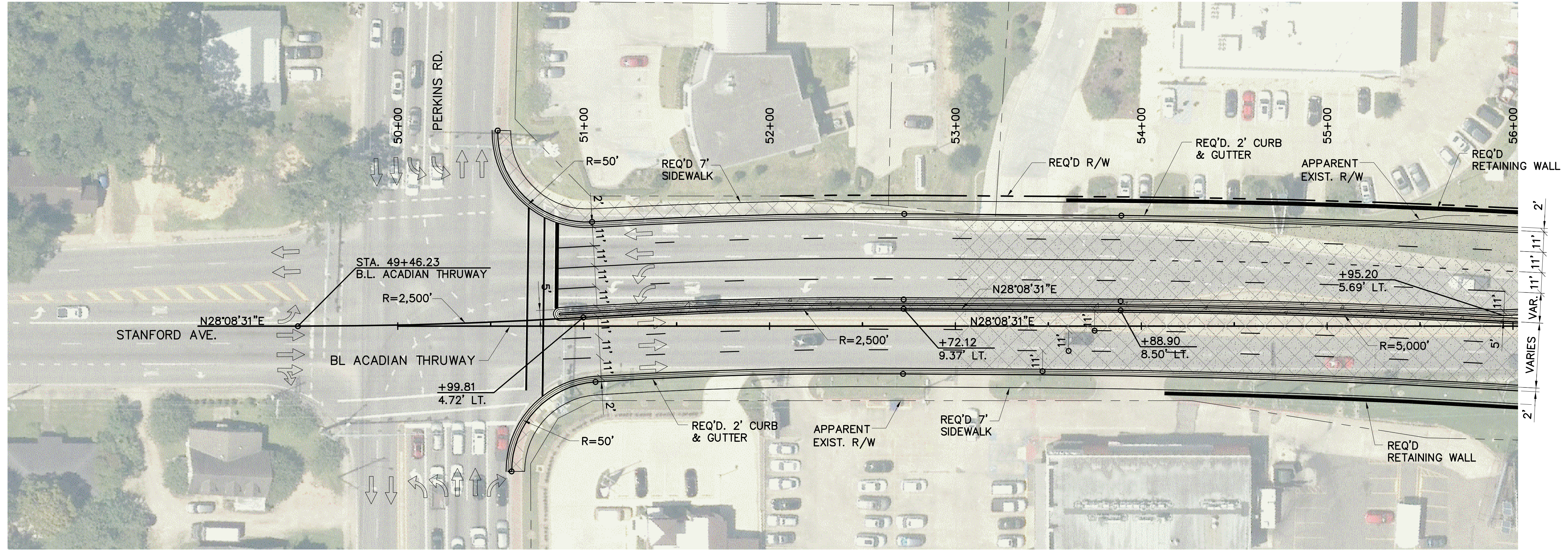
ENGINEER: MILES B. WILLIAMS
LICENSE #: 23094
DATE: OCT. 2019

SHEET NUMBER	ARI I		
DESIGNED	WILLIAMS		
CHECKED	AMEEDE		
REVISION OR CHANGE ORDER DESCRIPTION	NO.	DATE	BY
PARISH	EAST BATON ROUGE	CONTROL SECTION	450-10
STATE PROJECT	H.004100	SERIES NUMBER	2 OF 2



PLAN AND PROFILE
WB EXIT RAMP - ACADIAN
I-10: LA 415 TO ESSEN ON I-10 AND I-12





LINE AND GRADE STUDY

PRELIMINARY

FOR INFORMATIONAL PURPOSES ONLY

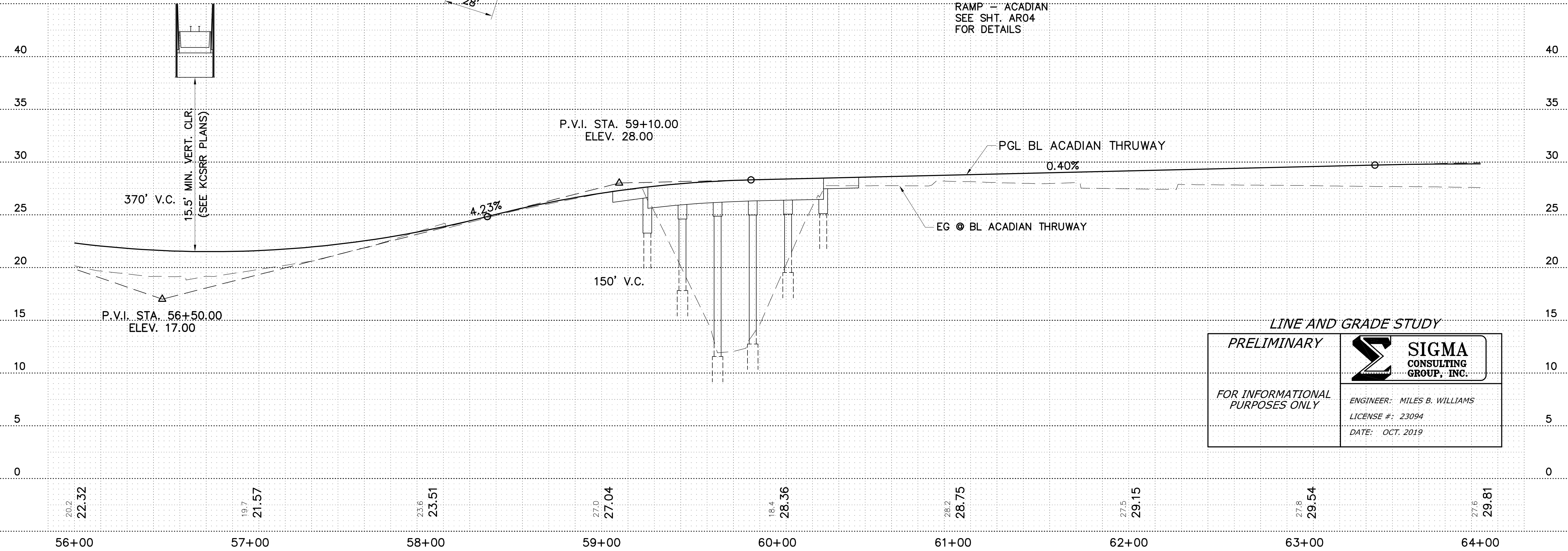
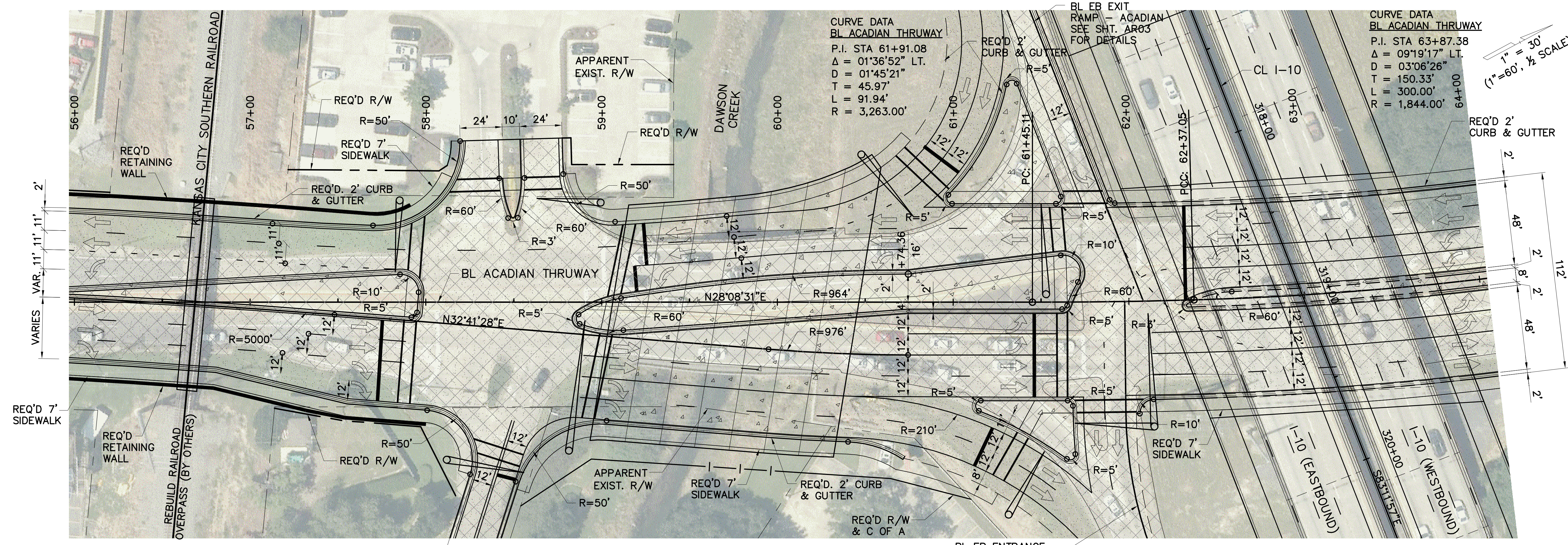
SIGMA CONSULTING GROUP, INC.

ENGINEER: MILES B. WILLIAMS
LICENSE #: 23094
DATE: OCT. 2019

SHEET NUMBER	ATO1	PARISH	EAST BATON ROUGE
DESIGNED	WILLIAMS	CONTROL SECTION	450-10
CHECKED	AMEEDE	STATE PROJECT	H.004100
SERIES NUMBER	1 OF 3		
REVISION OR CHANGE ORDER DESCRIPTION			
NO.	DATE		
PLAN AND PROFILE ACADIAN THRUWAY			
I-10: LA 415 TO ESSEN ON I-10 AND I-12			

F:\020201\01\0131\18\01\Line And Grade Study\Acadian-PP.dwg [A TO1] Oct 01, 2019 - 2:55pm

LINE & GRADE STUDY - DRAFT



SHEET NUMBER	AT02
PROJECT	H.004100
SECTION	450-10
PARISH	WILLIAMS
CONTROL	AMEEDEE
STATE	2 OF 3
DESIGNED	WILLIAMS
CHECKED	AMEEDEE
DATE	
NO.	
BY	
REVISION OR CHANGE ORDER DESCRIPTION	

PLAN AND PROFILE
ACADIAN THRUWAY

1-10: LA 415 TO ESSEN ON I-10 AND I-12

DOTD
 MISSISSIPPI
 DEPARTMENT OF TRANSPORTATION

SIGMA CONSULTING GROUP, INC.

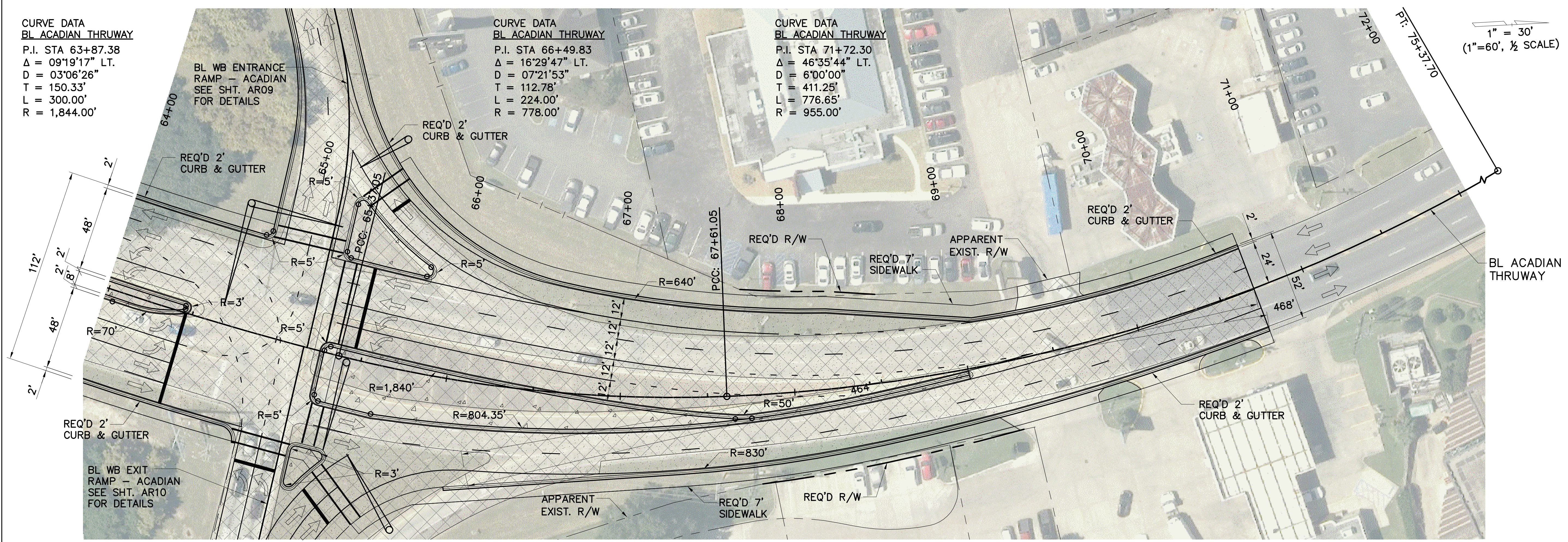
OCT. 2019

**CURVE DATA
BL ACADIAN THRUWAY**
 P.I. STA 63+87.38
 $\Delta = 09^{\circ}19'17''$ LT.
 $D = 03^{\circ}06'26''$
 $T = 150.33'$
 $L = 300.00'$
 $R = 1,844.00'$

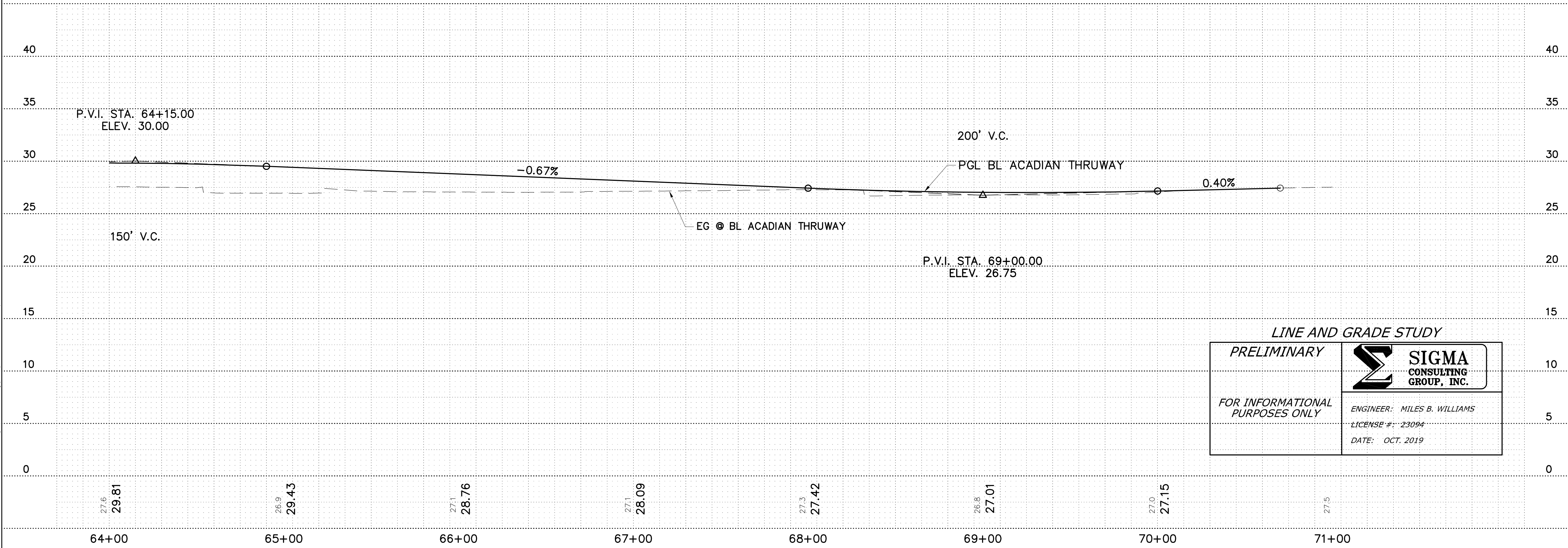
**CURVE DATA
BL ACADIAN THRUWAY**
 P.I. STA 66+49.83
 $\Delta = 16^{\circ}29'47''$ LT.
 $D = 07^{\circ}21'53''$
 $T = 112.78'$
 $L = 224.00'$
 $R = 778.00'$

**CURVE DATA
BL ACADIAN THRUWAY**
 P.I. STA 71+72.30
 $\Delta = 46^{\circ}35'44''$ LT.
 $D = 6^{\circ}00'00''$
 $T = 411.25'$
 $L = 776.65'$
 $R = 955.00'$

1" = 30'
 (1" = 60', 1/2 SCALE)



LINE & GRADE STUDY - DRAFT



LINE AND GRADE STUDY
PRELIMINARY
 FOR INFORMATIONAL PURPOSES ONLY

SIGMA CONSULTING GROUP, INC.
 ENGINEER: MILES B. WILLIAMS
 LICENSE #: 23094
 DATE: OCT. 2019

SHEET NUMBER	AT03
DESIGNED	WILLIAMS
CHECKED	AMEEDE
DATE	
NO.	
REVISION OR CHANGE ORDER DESCRIPTION	
BY	
PARISH	EAST BATON ROUGE
CONTROL SECTION	450-10
STATE PROJECT	H.004100
SERIES NUMBER	3 OF 3
PLAN AND PROFILE	ACADIAN THRUWAY
1-10: LA 415 TO ESSEN ON I-10 AND I-12	
SIGMA CONSULTING GROUP	

F:\2020\10101316\Line And Grade Study\Acadian-PP.dwg [AT03] Oct 01, 2019 - 2:55pm