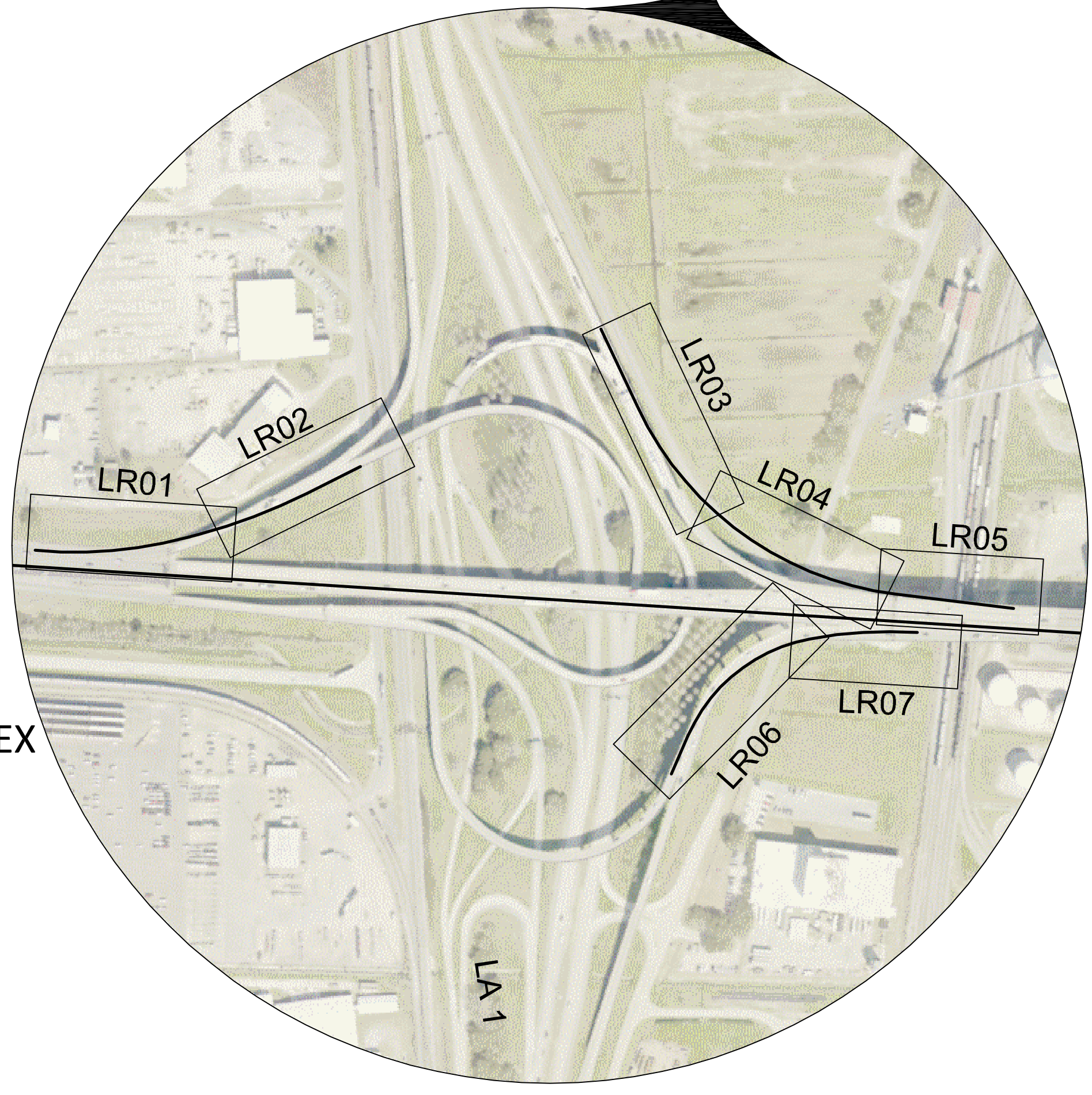
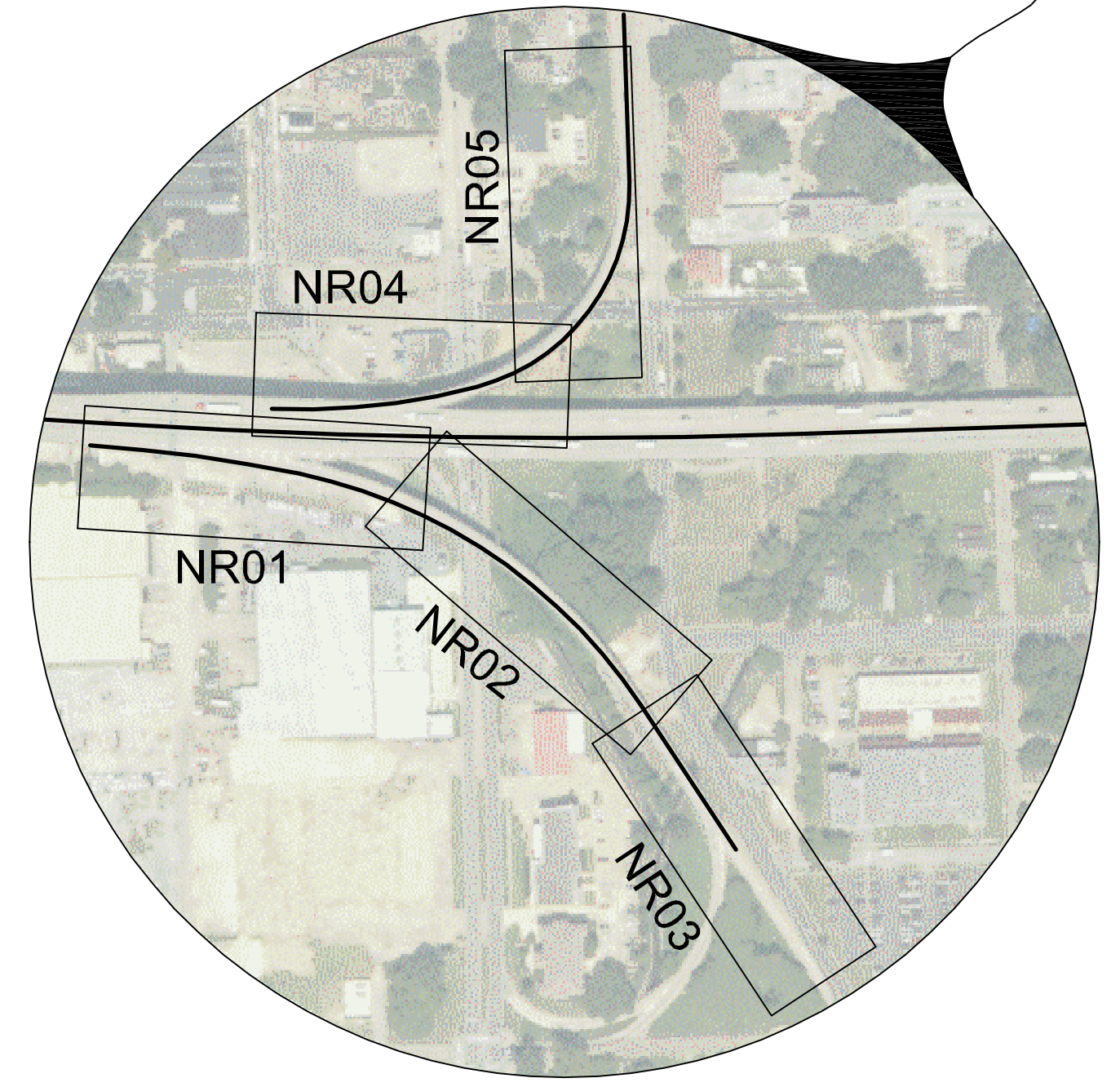
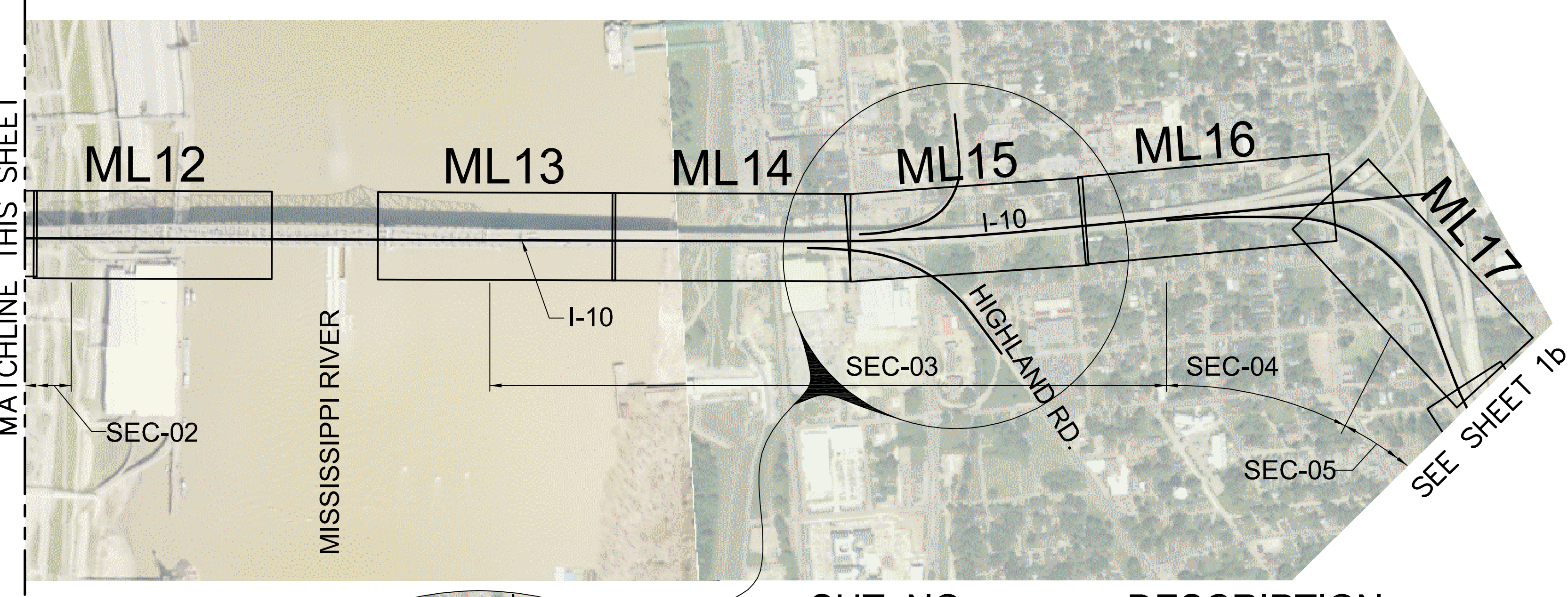
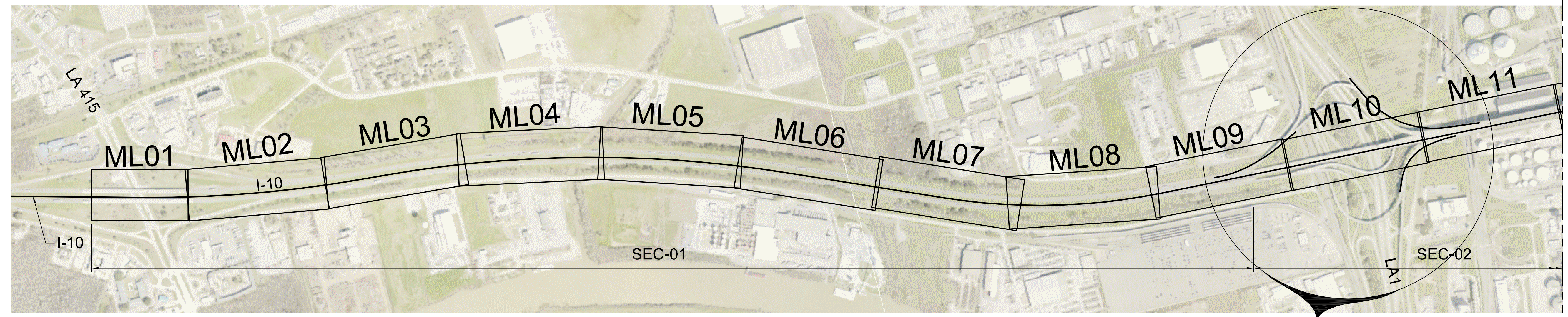


PLAN-PROFILE SHEETS



SHT. NO.	DESCRIPTION
1a, 1b	SHEET LAYOUT MAPS & SHEET INDEX
ML01 - ML39	1-10 MAINLINE
LR01 - LR07	LA 1 INTERCHANGE RAMPS
NR01 - NR03	NICHOLSON DR. EXIT RAMP
NR04, NR05	ST. FERDINAND ENTRANCE RAMP
TS01	TERRACE ST. ROUNDABOUT
WS01	WASHINGTON ST. ROUNDABOUTS
DD01, DD02	DALRYMPLE DR.
WB01 - WB08	WASHINGTON / DALRYMPLE WB EXIT RAMP & SERVICE RD.
WE01 - WE07	WASHINGTON / DALRYMPLE EB EXIT RAMP & SERVICE RD.
PR01 - PR02	PERKINS ROAD
AR01 - AR11	ACADIAN THRUWAY RAMPS
AT01 - AT03	ACADIAN THRUWAY
ND01 - ND03	NAIRN DRIVE OVERPASS
CR01 - CR15	COLLEGE DR. INTERCHANGE RAMPS & WB SERVICE RD
CS01 - CS05	1-10/1-12 COLLEGE DR CONSOLIDATED EXIT RAMPS

LINE AND GRADE STUDY

PRELIMINARY

FOR INFORMATIONAL PURPOSES ONLY

SIGMA CONSULTING GROUP, INC.

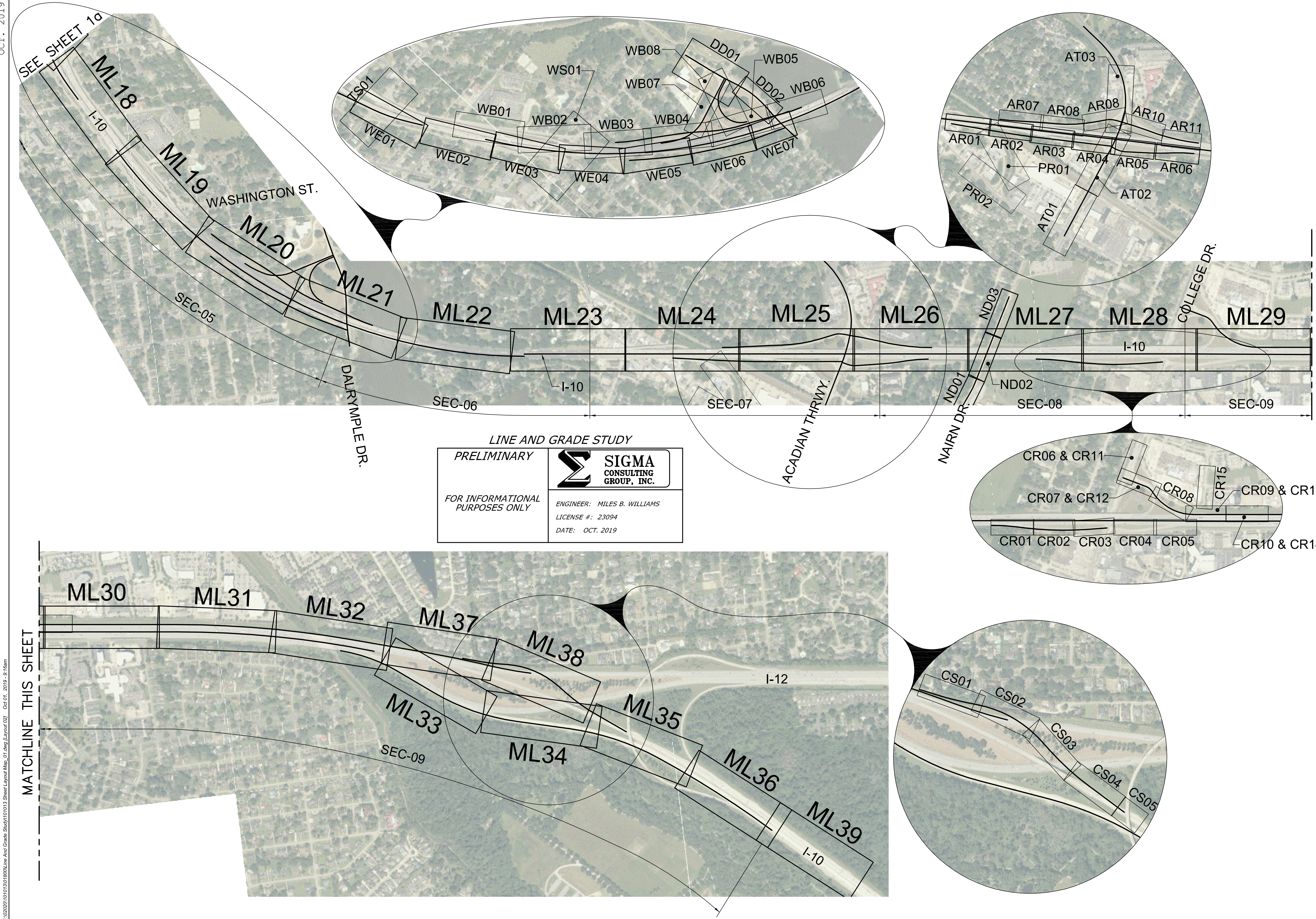
ENGINEER: MILES B. WILLIAMS
 LICENSE #: 23094
 DATE: OCTOBER 2019

SHEET NUMBER	EAST BATON ROUGE	PARISH	CONTROL SECTION	STATE PROJECT	1a
DESIGNED	WILLIAMS	CHECKED	YARBROUGH	SERIES NUMBER	1 OF 2
NO.	DATE	REVISION OR CHANGE ORDER DESCRIPTION	BY		
SHEET LAYOUT MAP & SHEET INDEX					
1-10: LA 415 TO ESSEN ON I-10 AND I-12					

MATCHLINE THIS SHEET

MATCHLINE THIS SHEET

SEE SHEET 1b



LINE AND GRADE STUDY

PRELIMINARY

FOR INFORMATIONAL PURPOSES ONLY

SIGMA CONSULTING GROUP, INC.

ENGINEER: MILES B. WILLIAMS
 LICENSE #: 23094
 DATE: OCT. 2019

F:\020201\01013171800\Line And Grade Study\101013 Sheet Layout Map_01.dwg [Layout 02] Oct 01, 2019 - 9:18am

MATCHLINE THIS SHEET

MATCHLINE THIS SHEET

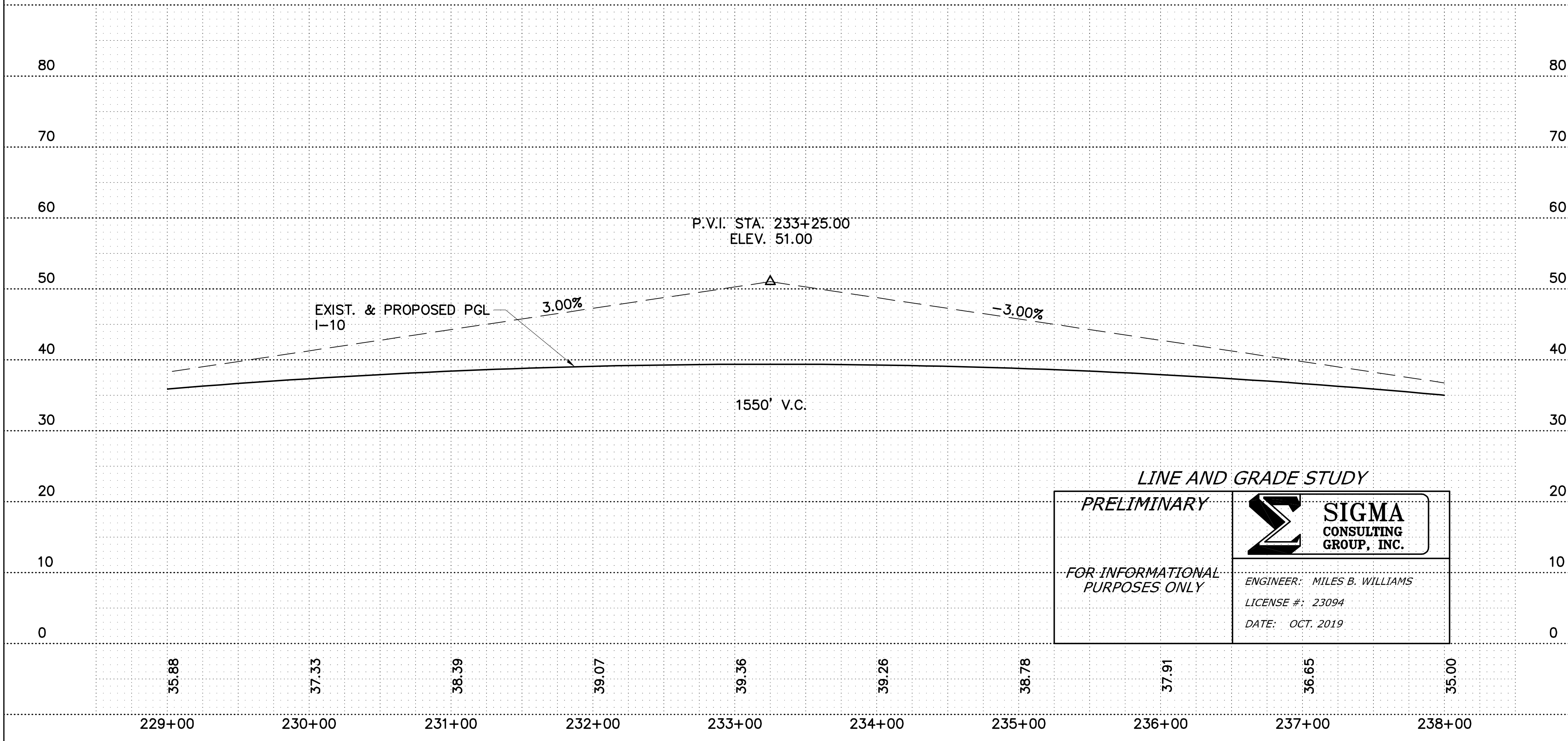
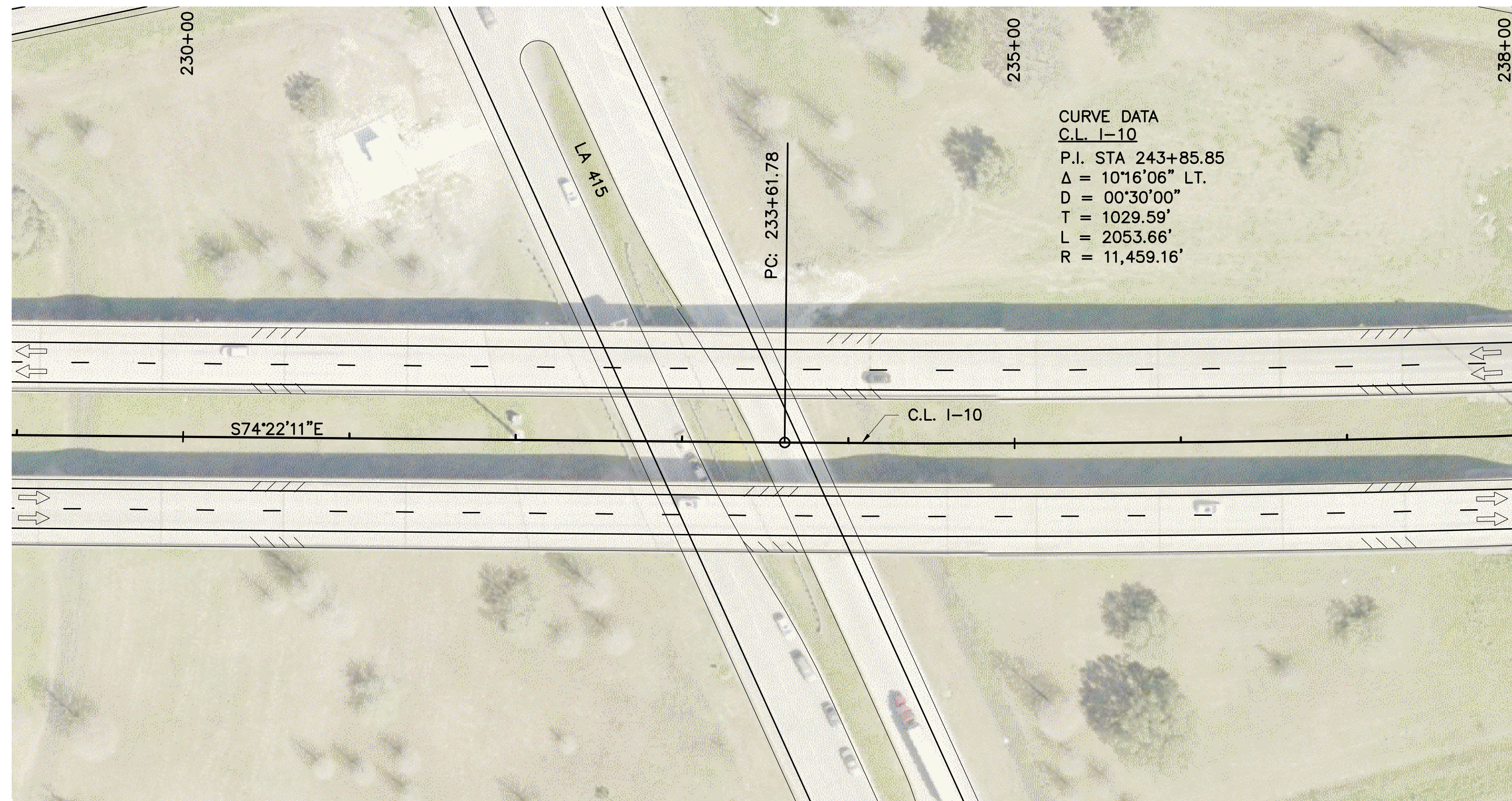
SHEET NUMBER	EAST BATON ROUGE	PARISH	CONTROL SECTION	STATE PROJECT	b
	450-10	WILLIAMS	YARBROUGH	H.004100	
DESIGNED	CHECKED	RETAILED	CHECKED	SERIES NUMBER	BY
				2 OF 2	
REVISION OR CHANGE ORDER DESCRIPTION					
NO.	DATE				
SHEET LAYOUT MAP & SHEET INDEX					
I-10: LA 415 TO ESSEN ON I-10 AND I-12					

LEGEND - EXISTING TOPOGRAPHY

CONTROL POINT		GAS LINE	
TEMPORARY BENCH MARK		GAS METER	
PHOTO TARGET		GAS SERVICE (NO METER)	
PAVEMENT EDGE		GAS REGULATOR	
SHOULDER EDGE		GAS RISER	
SLOPE TOE		GAS TEST BOX	
GUARDRAIL TOP		GAS VALVE	
HIGH BANK		GAS LINE/CASING	
WATER'S EDGE		GAS VENT	
HIGH WATER MARK		RAILROAD MILEPOST	
BOX CULVERT		RAILROAD SIGNAL	
PIPE CULVERT		RAILROAD SWITCH	
CATCH BASIN TOP (ROUND)		RAILROAD TRACK	
DROP INLET TOP (ROUND)		RR TRAFFIC SIGNAL BOX	
DRAINAGE MANHOLE TOP		SEWER LINE	
LEVEE TOP		SEWER MANHOLE TOP	
DITCH CENTERLINE		SEWER BLOWOUT VALVE	
TREE		SEWER CLEANOUT	
WOODS EDGE		SEPTIC TANK	
MARSH LINE		SEWER PUMP (PRIVATE)	
SWAMP LINE		SEWER TREATMENT (INDIVIDUAL)	
TREE CLUSTER		FEDERAL AID MARKER	
HEDGE		TRAFFIC CONTROLLER BOX	
BUSH		TRAFFIC COUNTER	
TREE LINE		TRAFFIC SIGNAL	
FENCE LINE		TRAFFIC SIGNAL SUPPORT POLE	
GATE		LIGHT POLE	
CATTLE GUARD		LIGHT PEDESTAL	
PROPERTY CORNER		LIGHT POWER VAULT	
RIGHT OF WAY MONUMENT		TRAFFIC SIGN	
SECTION CORNER		PARKING METER	
FENCE CORNER		TELEPHONE POLE	
TELEVISION CABLE		TELEPHONE LINE	
TELEVISION PEDESTAL		TELEPHONE BOOTH	
POWER POLE		TELE CROSS CONNECT BOX	
DEADMAN		TELEPHONE PEDESTAL	
POWER LINE		TELEPHONE PRESSURE BOX	
POWER JUNCTION BOX		TRAFFIC FIBER OPTIC	
POWER VAULT		WATER LINE	
TRANSFORMER		WATER LINE/CASING	
COMBINATION POLE		WATER CLEANOUT	
POWER DROP		WATER METER	
PIPELINE		WATER VALVE	
PIPELINE VENT		WATER VALVE VAULT	
PIPELINE REGULATOR		WATER WELL	
GAS WELL		FIRE HYDRANT	
HAY BALES		BILLBOARD	
SILT FENCE		FUEL PUMP	
INLET SILT TRAP		POST	
		SIGN POST	
		STORAGE TANK (ROUND)	
		GRAVE	
		MAILBOX	
		ORNAMENTAL LIGHT	
		FLAG POLE	
		GRAVE	
		UTILITY TEST HOLE	

LEGEND:

	PROPOSED CABLE BARRIER
	EXIST. PAVEMENT/BRIDGE TO REMAIN
	EXIST. PAVEMENT/BRIDGE TO BE REMOVED
	PROPOSED PAVEMENT
	PROPOSED NEW OR REHAB. BRIDGE
	PROPOSED CROSS SLOPE



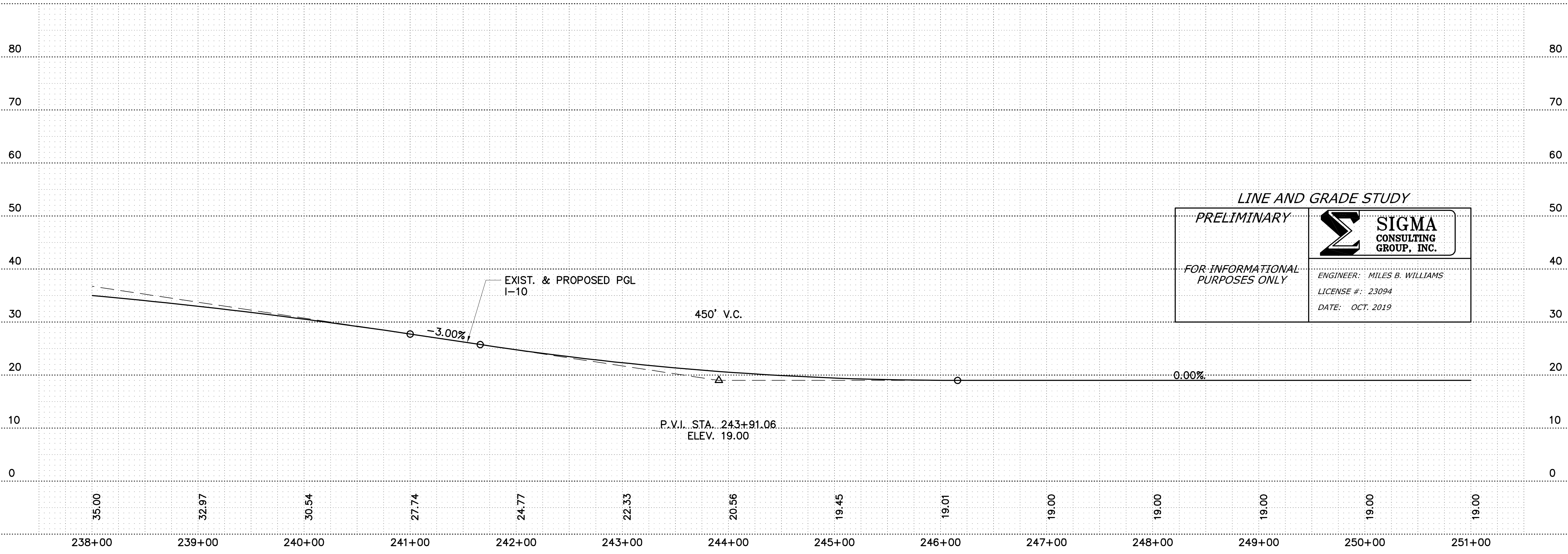
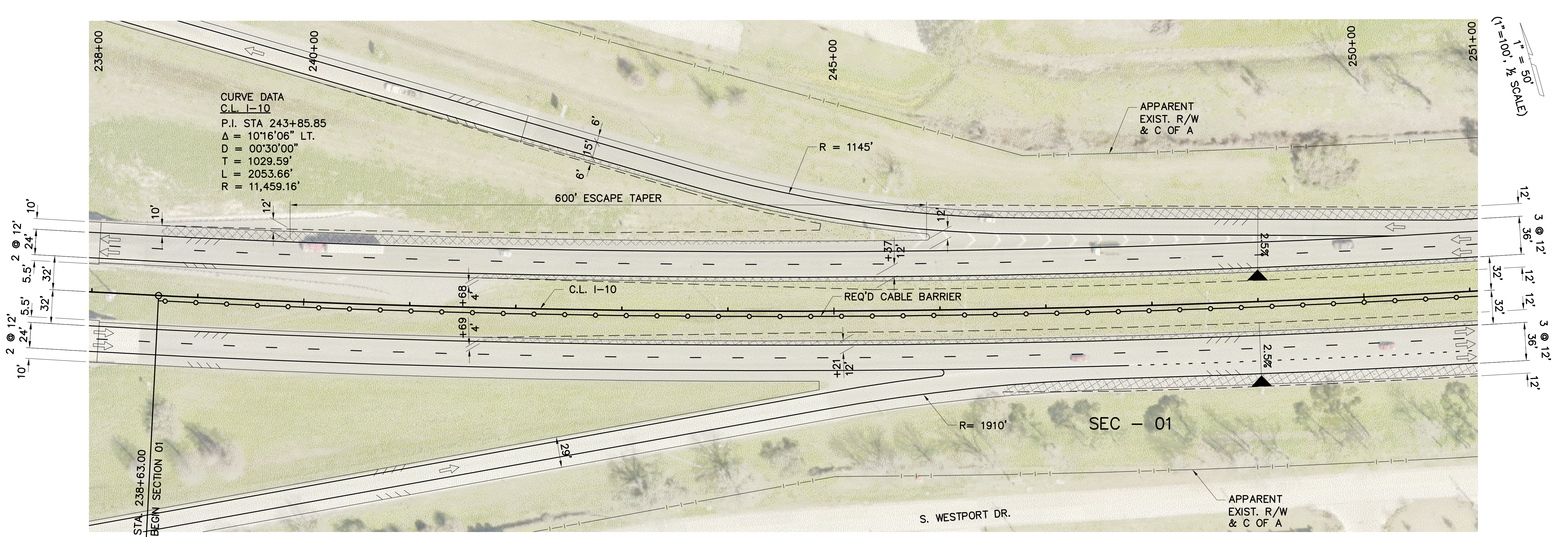
LINE AND GRADE STUDY
PRELIMINARY
 FOR INFORMATIONAL PURPOSES ONLY

ENGINEER: MILES B. WILLIAMS
 LICENSE #: 23094
 DATE: OCT. 2019

SHEET NUMBER	MLO1
PROJECT	WEST BATON ROUGE
SECTION	450-08
STATE	LA
PROJECT	H.004100
DESIGNED	WILLIAMS
CHECKED	YARBROUGH
SERIES NUMBER	1 OF 38
BY	
NO.	
DATE	
REVISION OR CHANGE ORDER DESCRIPTION	

PLAN AND PROFILE
 I-10 MAINLINE
 I-10: LA 415 TO ESSEN ON I-10 AND I-12

LINE & GRADE STUDY - DRAFT

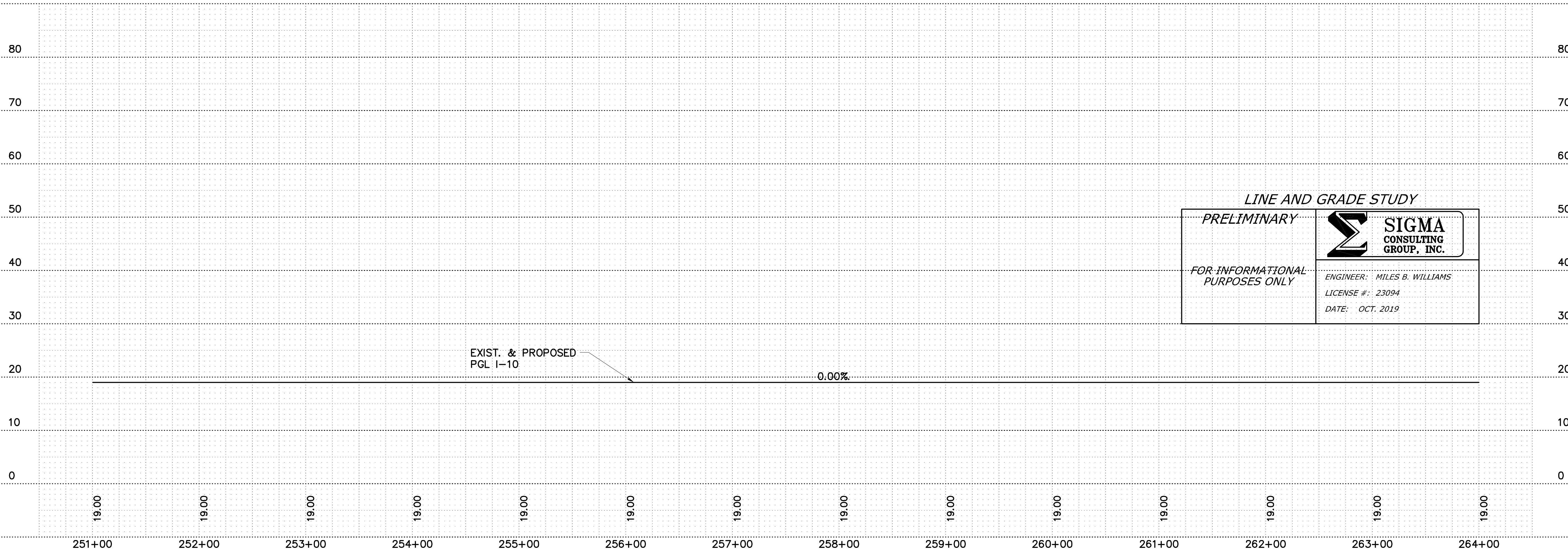
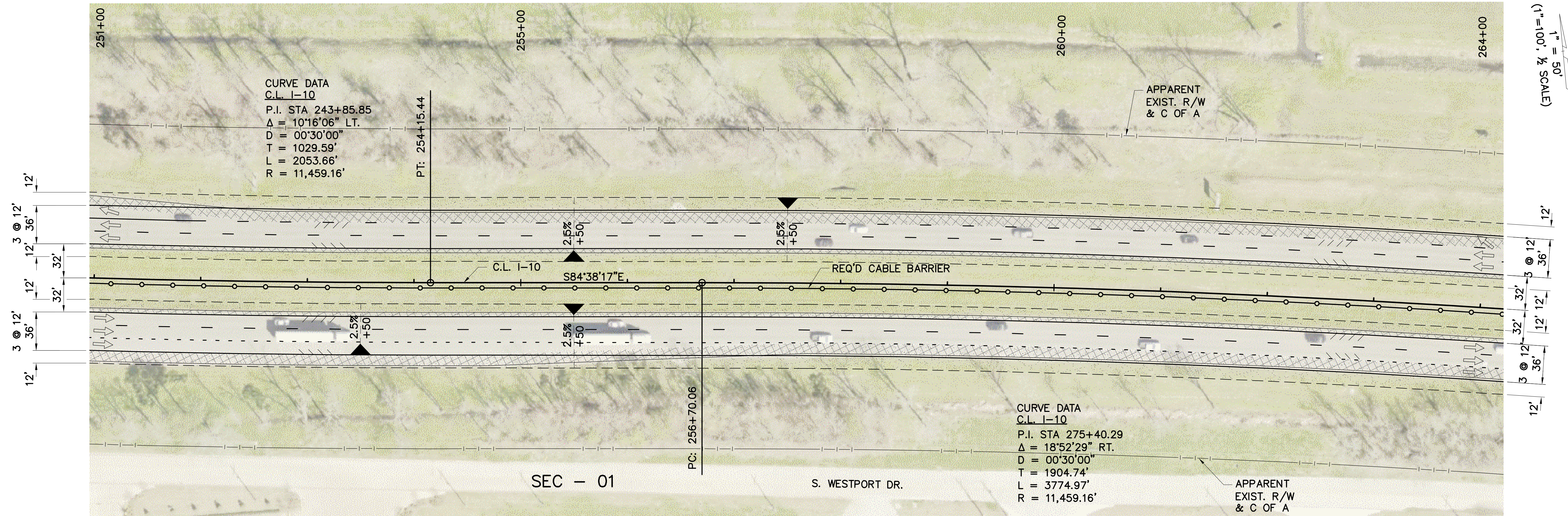


SHEET NUMBER	ML02
WEST BATON ROUGE	450-08
PARISH	STATE PROJECT
WILLIAMS	2 OF 38
YARBROUGH	YARBROUGH
DESIGNED	CHECKED
CHECKED	CHECKED
NO.	DATE
BY	REVISION OR CHANGE ORDER DESCRIPTION

PLAN AND PROFILE
 I-10 MAINLINE
 I-10: LA 415 TO ESSEN ON I-10 AND I-12

DOTD
 SIGMA CONSULTING GROUP, INC.

F:\020201\01\131180\Line And Grade Study\MLPP_01.dwg [02] Oct 01, 2019 - 9:54am



LINE AND GRADE STUDY

PRELIMINARY

SIGMA CONSULTING GROUP, INC.

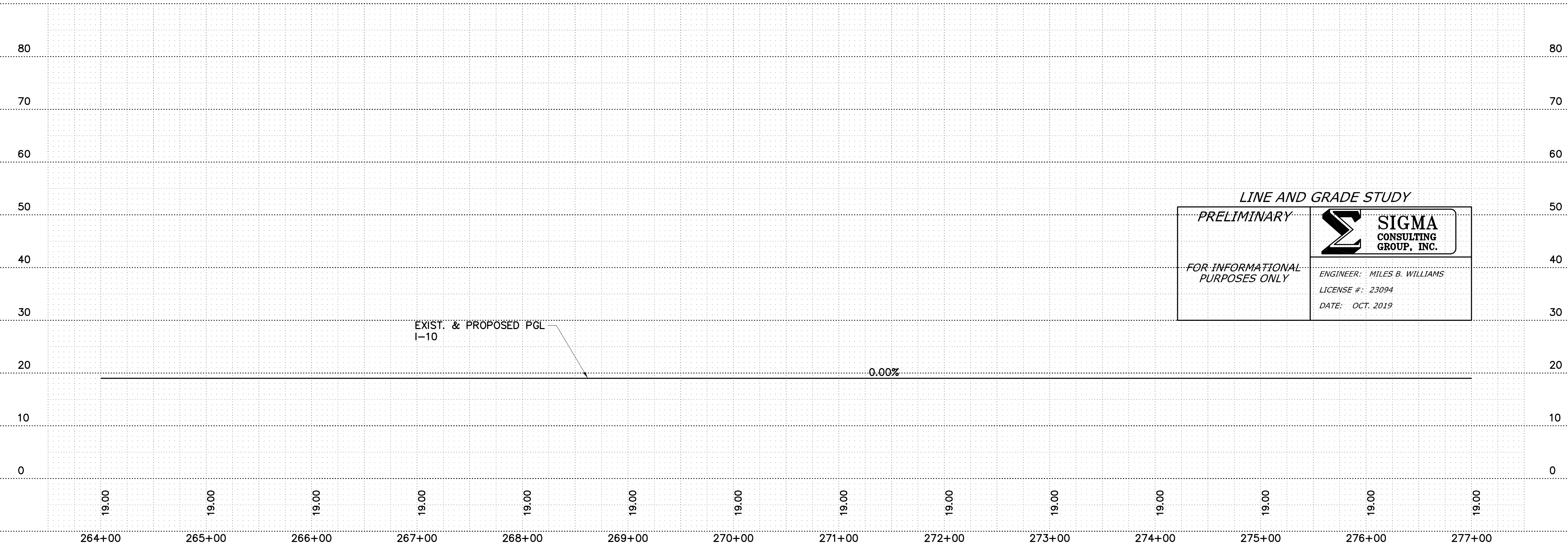
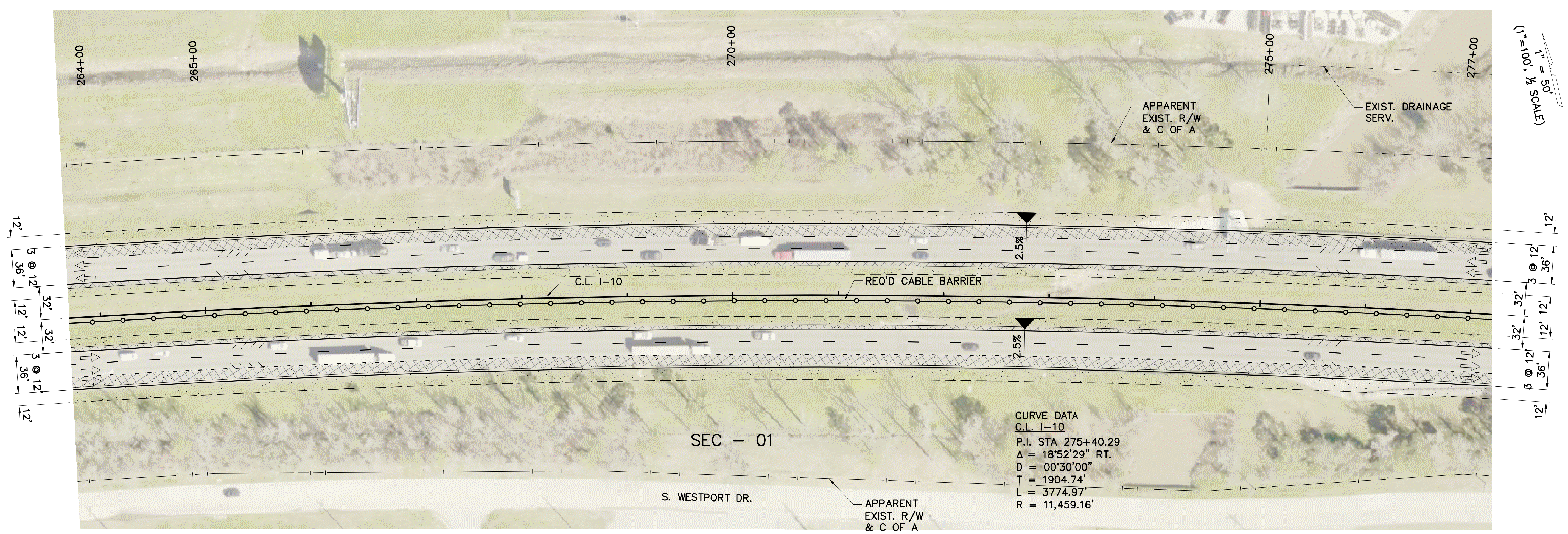
ENGINEER: MILES B. WILLIAMS
 LICENSE #: 23094
 DATE: OCT. 2019

FOR INFORMATIONAL PURPOSES ONLY

SHEET NUMBER	ML03	PARISH	WEST BATON ROUGE	CONTROL SECTION	450-08
DESIGNED	WILLIAMS	STATE PROJECT	H.004100	CHECKED	YARBROUGH
CHECKED	YARBROUGH	REVISION OR CHANGE ORDER DESCRIPTION	BY	SERIES NUMBER	3 OF 38
NO.	DATE	PLAN AND PROFILE I-10 MAINLINE			
I-10: LA 415 TO ESSEN ON I-10 AND I-12					



1" = 100' (SCALE)
 1" = 50'



LINE AND GRADE STUDY

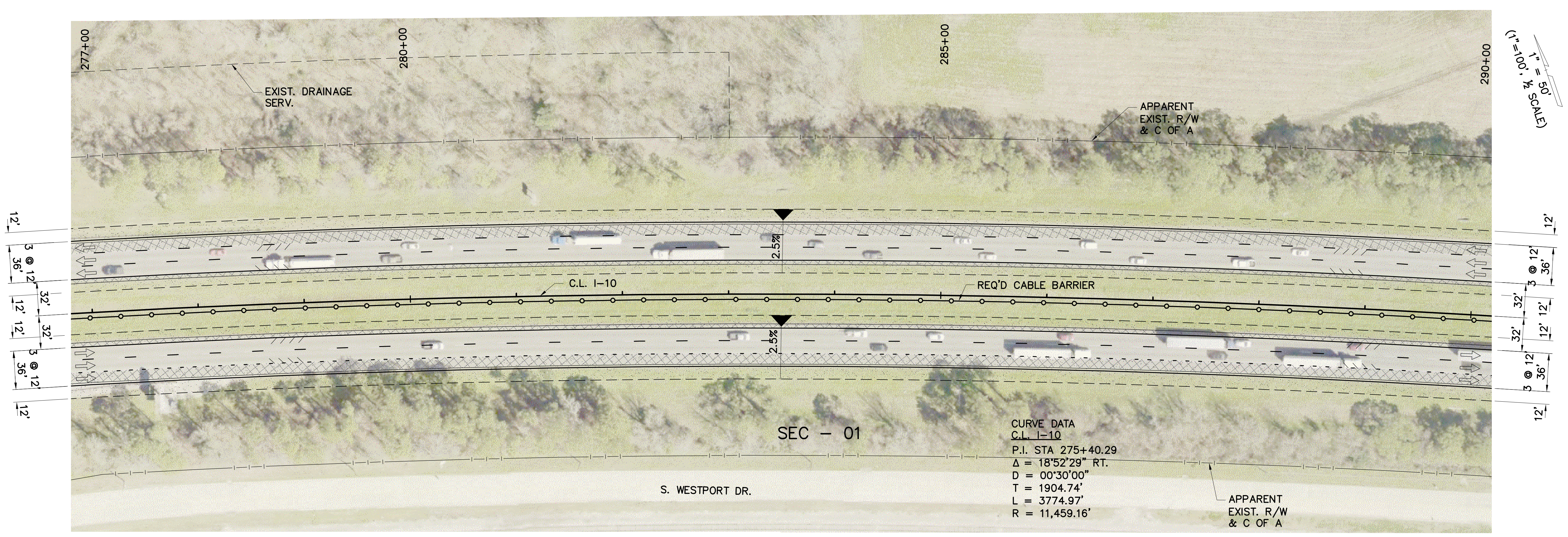
PRELIMINARY

FOR INFORMATIONAL PURPOSES ONLY

SIGMA CONSULTING GROUP, INC.
 ENGINEER: MILES B. WILLIAMS
 LICENSE #: 23094
 DATE: OCT. 2019

SHEET NUMBER	ML04	PARISH	WEST BATON ROUGE	CONTROL SECTION	450-08	STATE PROJECT	H.004100
DESIGNED	WILLIAMS	CHECKED	YARBROUGH	SERIES NUMBER	4 OF 38	BY	
PLAN AND PROFILE I-10 MAINLINE I-10: LA 415 TO ESSEN ON I-10 AND I-12							

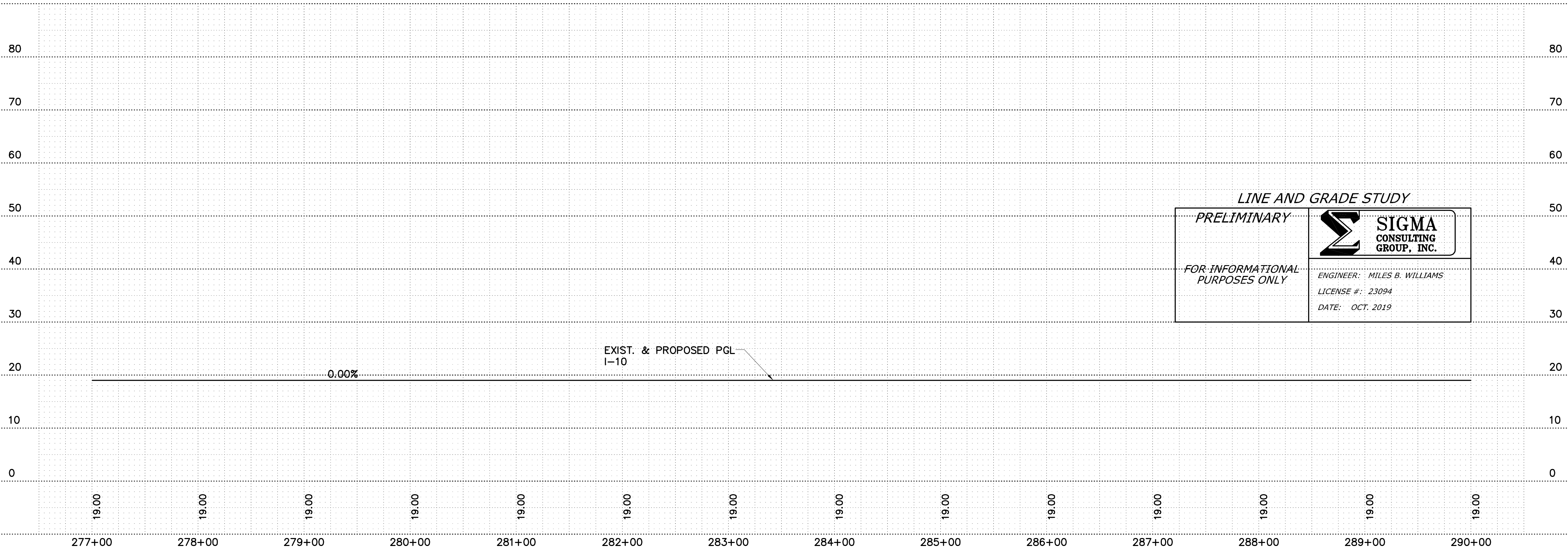
LINE & GRADE STUDY - DRAFT



SEC - 01

CURVE DATA
 C.L. I-10
 P.I. STA 275+40.29
 $\Delta = 18^{\circ}52'29''$ RT.
 $D = 00^{\circ}30'00''$
 $T = 1904.74'$
 $L = 3774.97'$
 $R = 11,459.16'$

S. WESTPORT DR.



LINE AND GRADE STUDY

PRELIMINARY

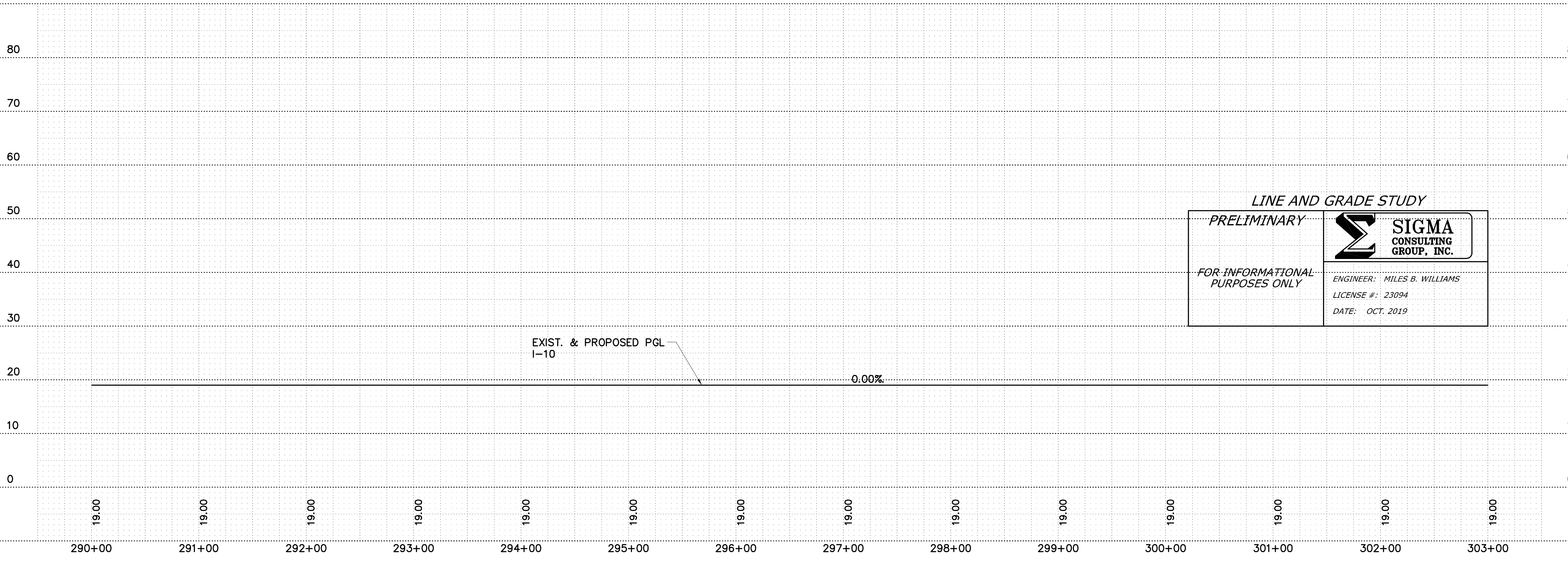
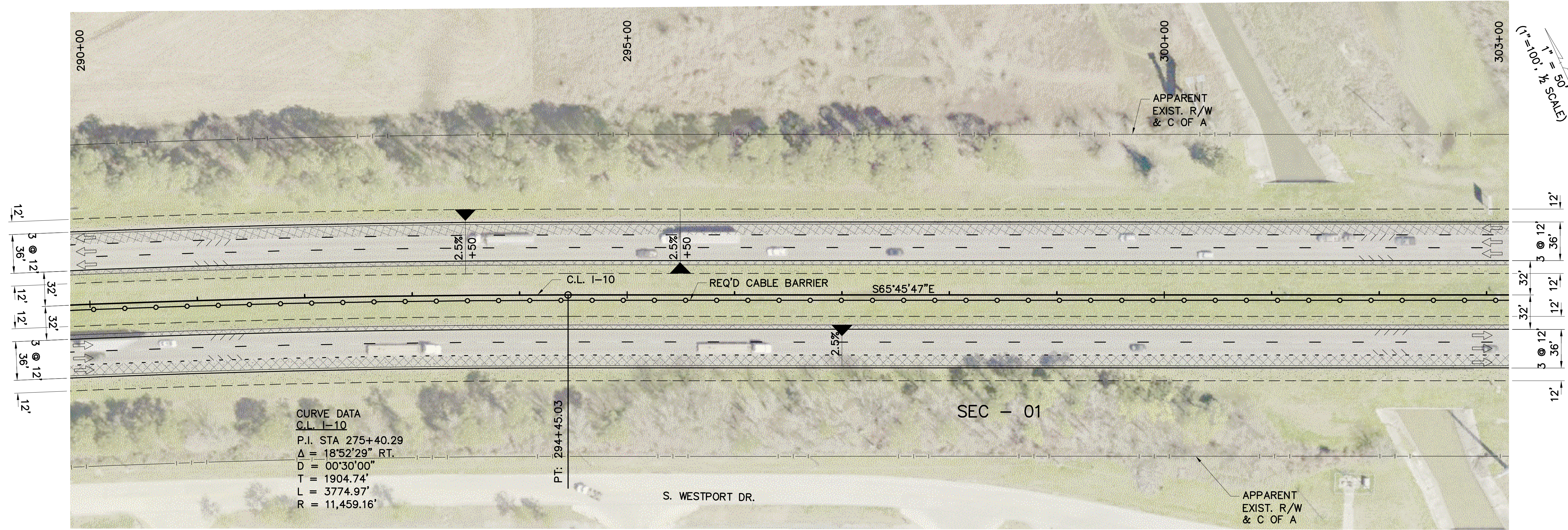
SIGMA CONSULTING GROUP, INC.

ENGINEER: MILES B. WILLIAMS
 LICENSE #: 23094
 DATE: OCT. 2019

FOR INFORMATIONAL PURPOSES ONLY

SHEET NUMBER	ML05	PARISH	WEST BATON ROUGE	CONTROL SECTION	450-08
DESIGNED	WILLIAMS	STATE PROJECT	H.004100	DESIGNED	WILLIAMS
CHECKED	YARBROUGH	REVISION OR CHANGE ORDER DESCRIPTION		CHECKED	YARBROUGH
SERIES NUMBER	5 OF 38	NO.	DATE	BY	

PLAN AND PROFILE
 I-10 MAINLINE
 I-10: LA 415 TO ESSEN ON I-10 AND I-12



LINE AND GRADE STUDY

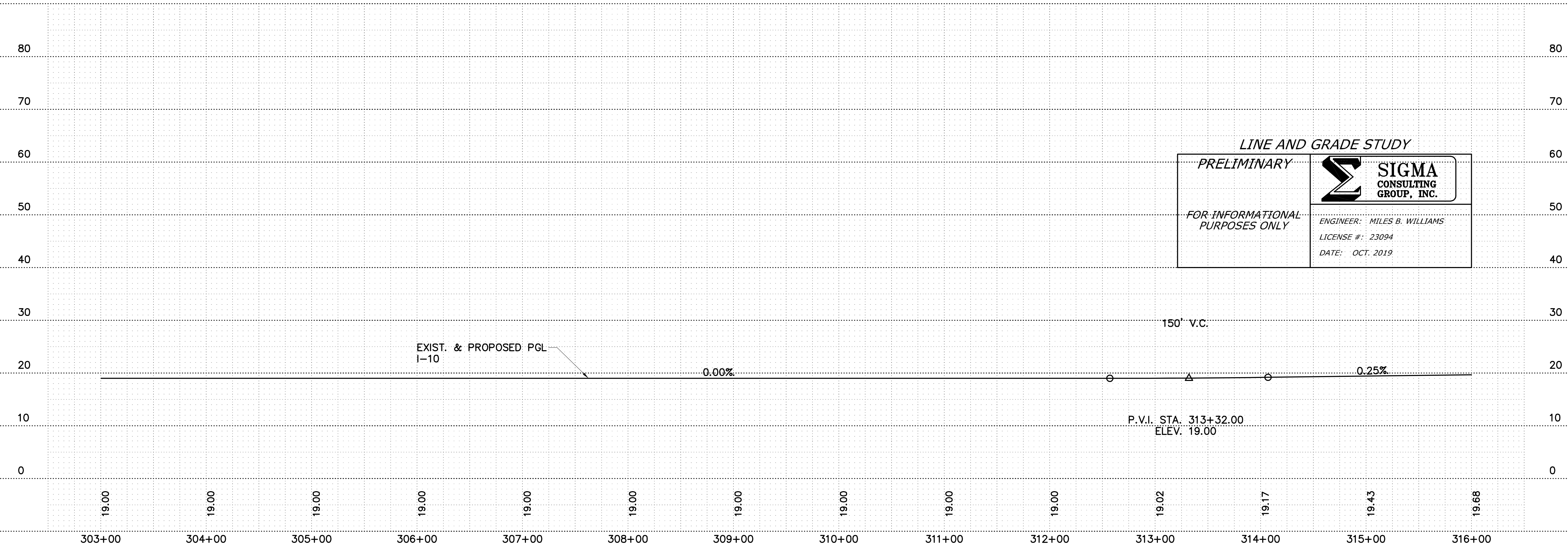
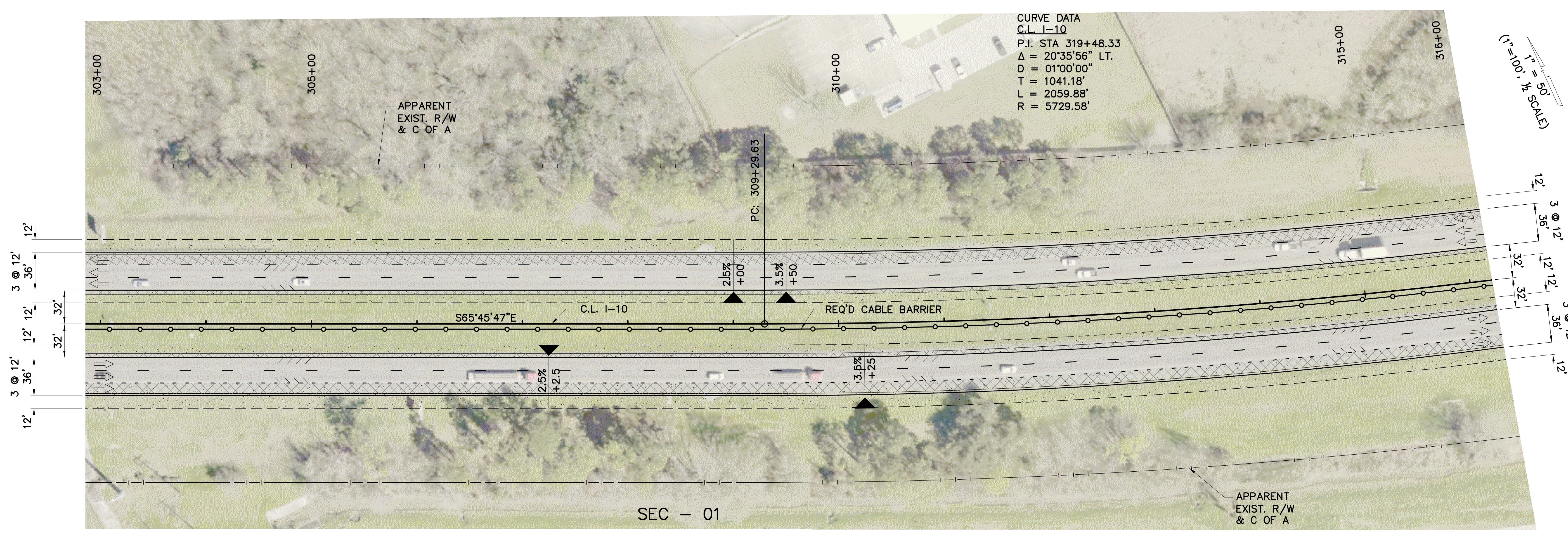
PRELIMINARY

FOR INFORMATIONAL PURPOSES ONLY

SIGMA
CONSULTING
GROUP, INC.

ENGINEER: MILES B. WILLIAMS
LICENSE #: 23094
DATE: OCT. 2019

SHEET NUMBER	ML06	PARISH	WEST BATON ROUGE	CONTROL SECTION	450-08	STATE PROJECT	H.004100
DESIGNED	WILLIAMS	CHECKED	YARBROUGH	SERIES NUMBER	6 OF 38	BY	
NO.		DATE		REVISION OR CHANGE ORDER DESCRIPTION			
 PLAN AND PROFILE I-10 MAINLINE I-10: LA 415 TO ESSEN ON I-10 AND I-12							
 SIGMA CONSULTING GROUP, INC.							



CURVE DATA
 C.L. I-10
 P.I. STA 319+48.33
 $\Delta = 20^{\circ}35'56''$ LT.
 $D = 01^{\circ}00'00''$
 $T = 1041.18'$
 $L = 2059.88'$
 $R = 5729.58'$

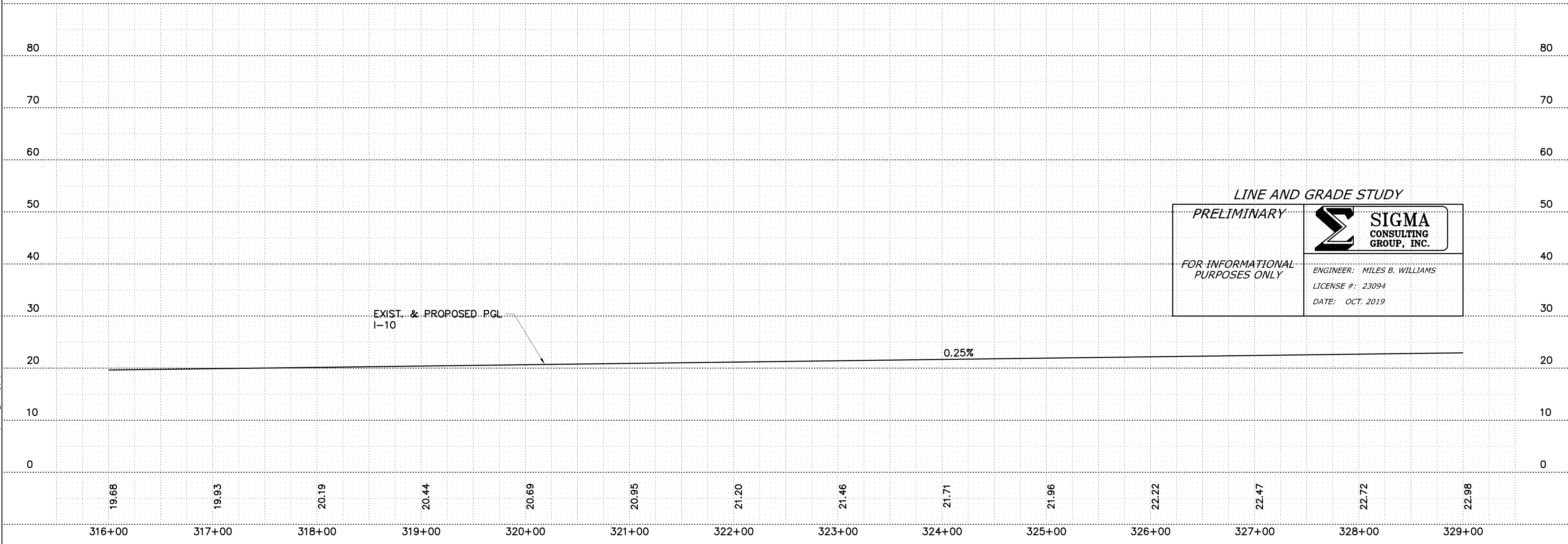
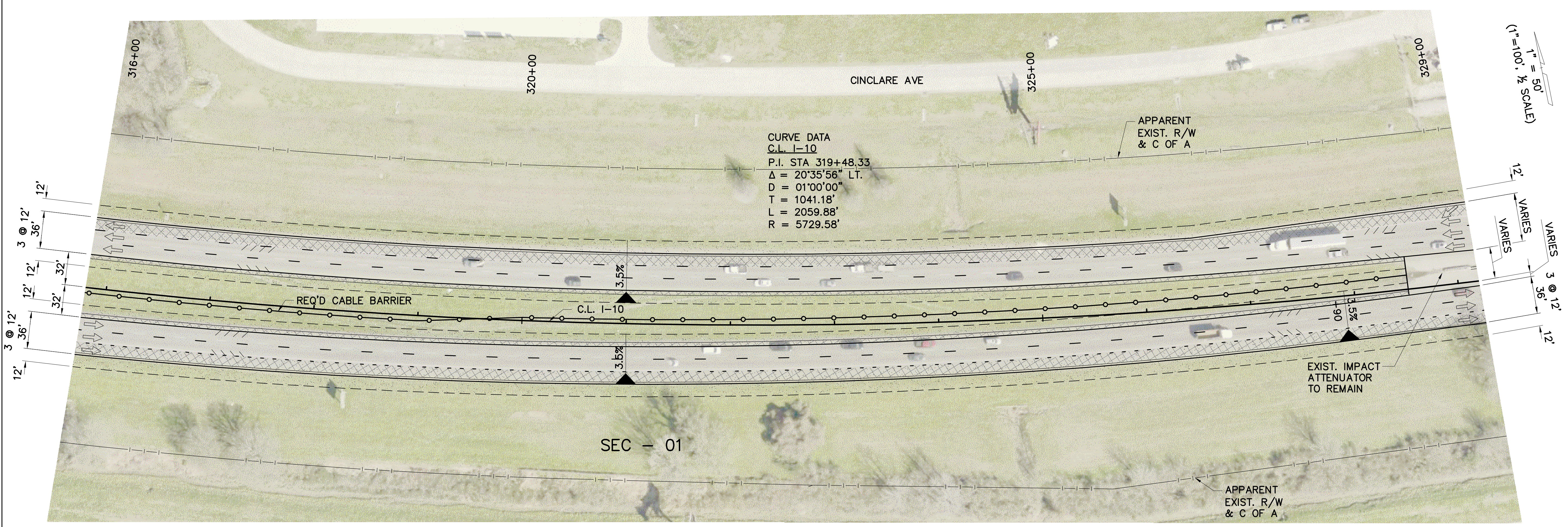
LINE AND GRADE STUDY

PRELIMINARY

FOR INFORMATIONAL PURPOSES ONLY

SIGMA CONSULTING GROUP, INC.
 ENGINEER: MILES B. WILLIAMS
 LICENSE #: 23094
 DATE: OCT. 2019

SHEET NUMBER	ML07	PARISH	WEST BATON ROUGE	CONTROL SECTION	450-08
DESIGNED	WILLIAMS	STATE PROJECT	7 OF 38	BY	
CHECKED	YARBROUGH	REVISION OR CHANGE ORDER DESCRIPTION		NO.	
DATE					
PLAN AND PROFILE I-10 MAINLINE I-10: LA 415 TO ESSEN ON I-10 AND I-12					



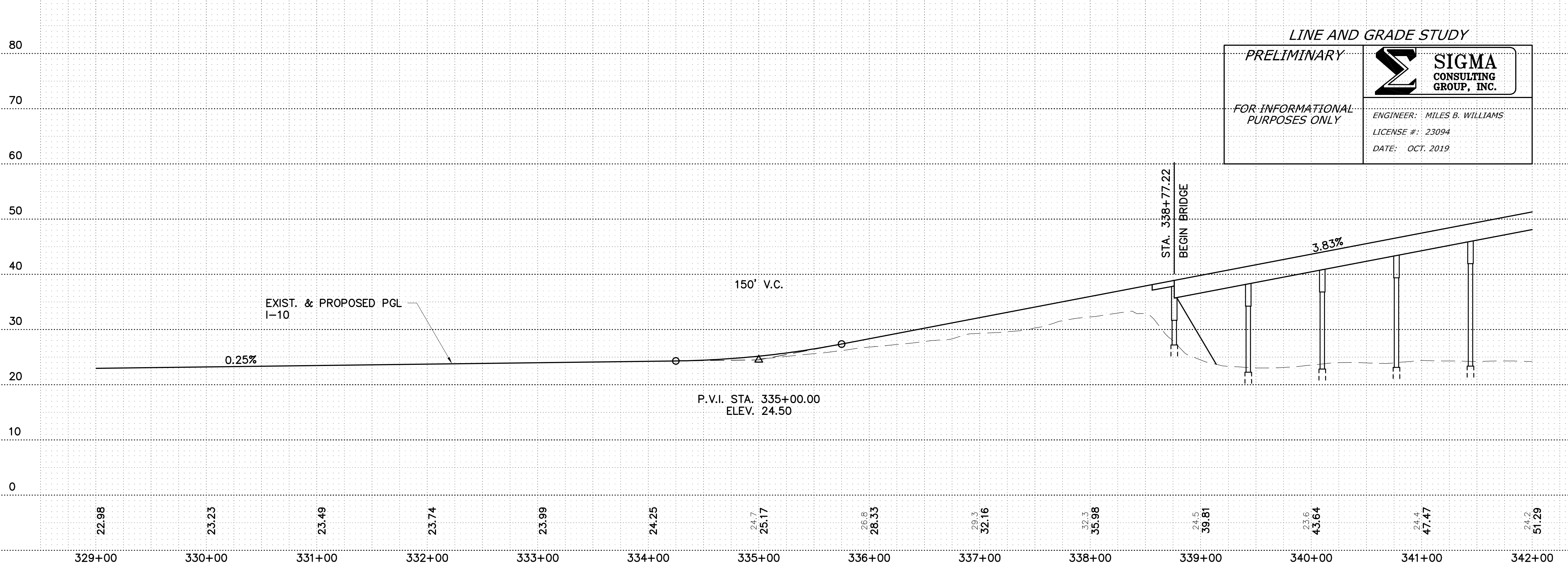
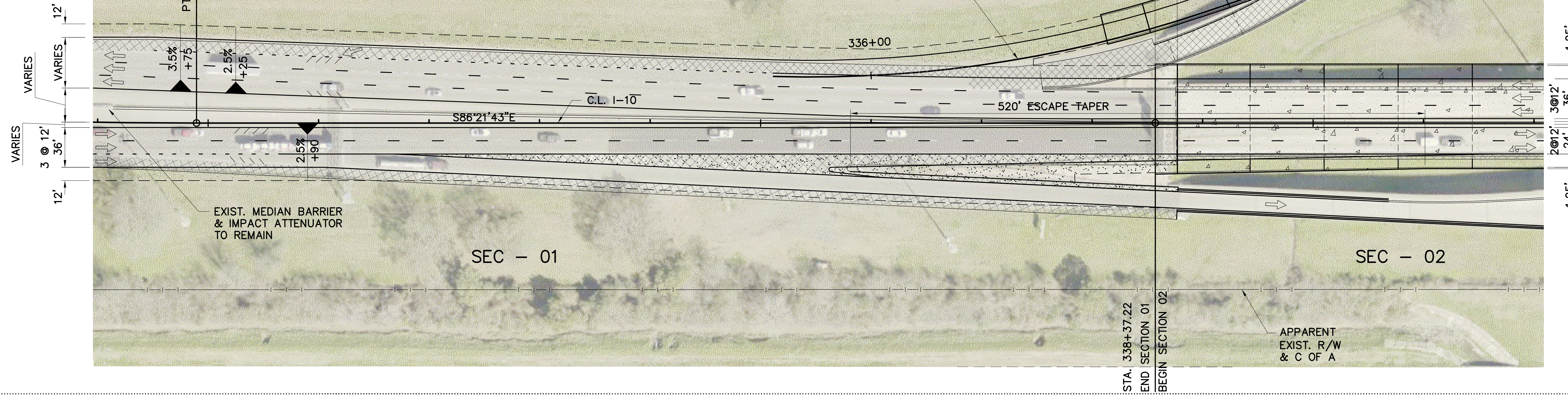
SHEET NUMBER	ML08
WEST BATON ROUGE	450-08
PARISH	STATE
WILLIAMS	YARBROUGH
DESIGNED	CHECKED
NO.	DATE
BY	REVISION OR CHANGE ORDER DESCRIPTION
8 OF 38	
PROJECT	H.004100
CONTROL SECTION	450-08
STATE	
PROJECT	H.004100
DESIGNED	WILLIAMS
CHECKED	YARBROUGH
NO.	
DATE	
BY	
REVISION OR CHANGE ORDER DESCRIPTION	
NO.	
DATE	
BY	
REVISION OR CHANGE ORDER DESCRIPTION	

PLAN AND PROFILE
I-10 MAINLINE
I-10: LA 415 TO ESSEN ON I-10 AND I-12

SIGMA CONSULTING GROUP, INC.
ENGINEER: MILES B. WILLIAMS
LICENSE #: 23094
DATE: OCT. 2019

DOTD
SIGMA CONSULTING GROUP

CURVE DATA
 C.L. I-10
 P.I. STA 319+48.33
 $\Delta = 20^{\circ}35'56''$ LT.
 $D = 01^{\circ}00'00''$
 $T = 1041.18'$
 $L = 2059.88'$
 $R = 5729.58'$



LINE AND GRADE STUDY

PRELIMINARY

FOR INFORMATIONAL PURPOSES ONLY

SIGMA CONSULTING GROUP, INC.
 ENGINEER: MILES B. WILLIAMS
 LICENSE #: 23094
 DATE: OCT. 2019

1" = 50'
 1" = 100'
 1/2" SCALE

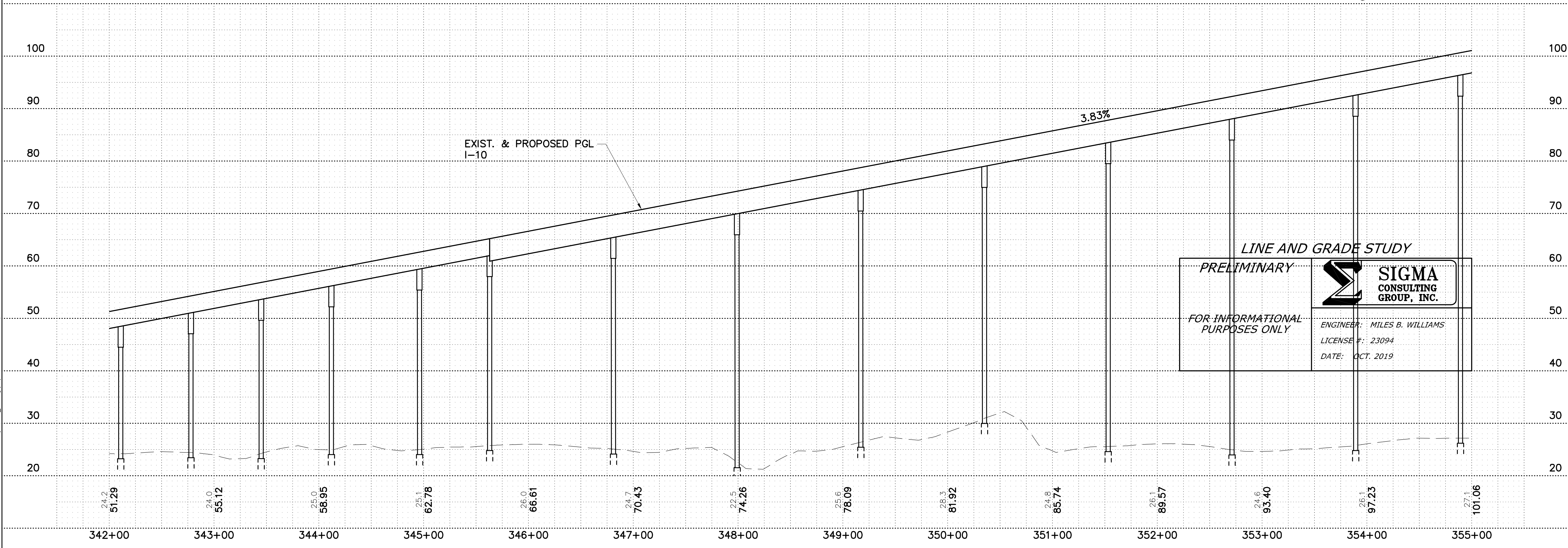
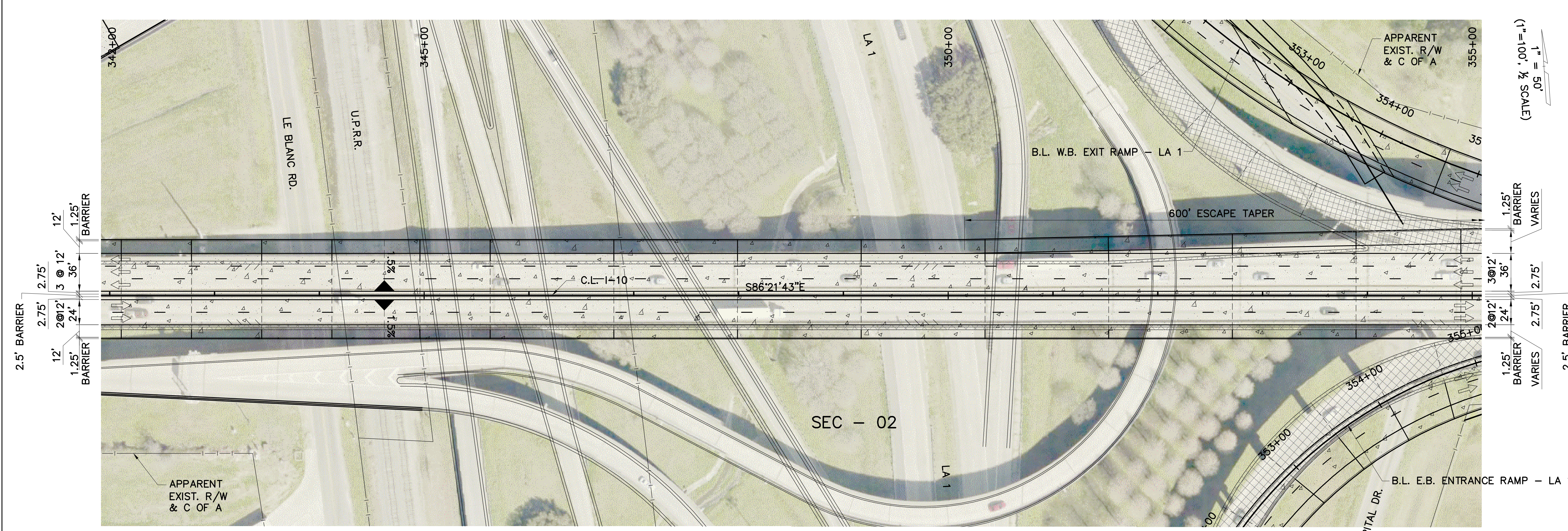
SHEET NUMBER	ML09	DESIGNED	WILLIAMS	PARISH	WEST BATON ROUGE
CHECKED		DETAILED	YARBROUGH	CONTROL SECTION	450-08
CHECKED		CHECKED		STATE PROJECT	H.004100
NO.	DATE	REVISION OR CHANGE ORDER DESCRIPTION	BY	SERIES NUMBER	9 OF 38

PLAN AND PROFILE
 I-10 MAINLINE
 I-10: LA 415 TO ESSEN ON I-10 AND I-12

LINE & GRADE STUDY - DRAFT

OCT. 2019

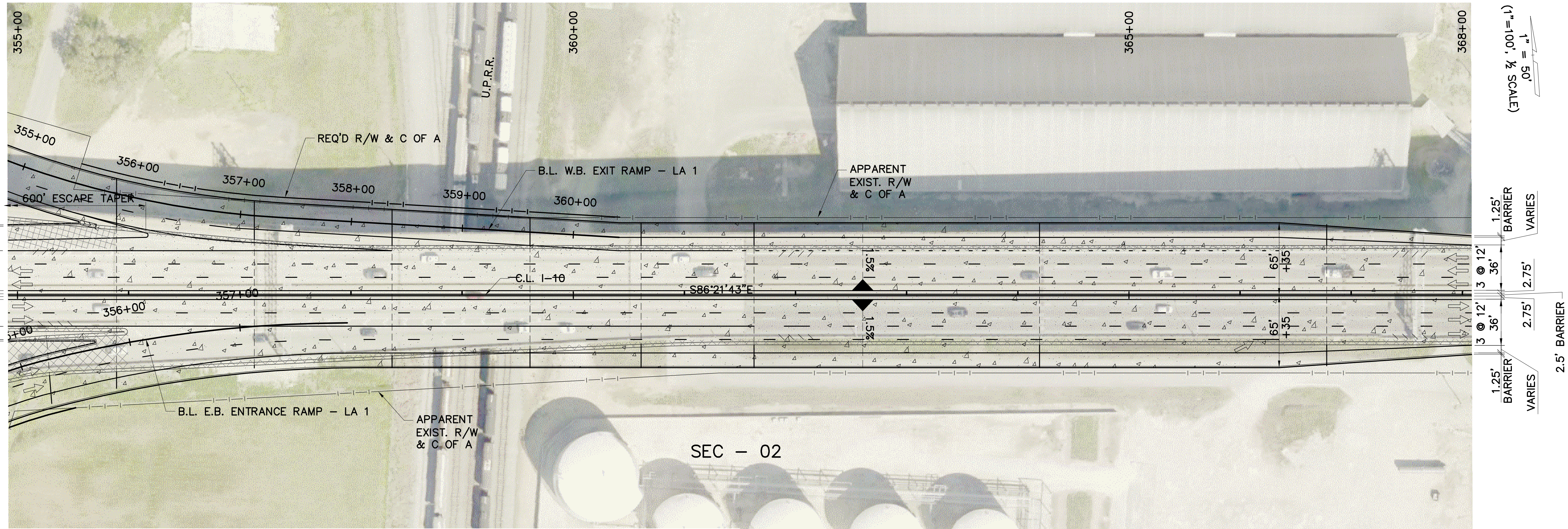
F:\020201\01\1019\01\Line And Grade Study\MLP_P1.dwg [0] Oct 02, 2019 - 3:09pm



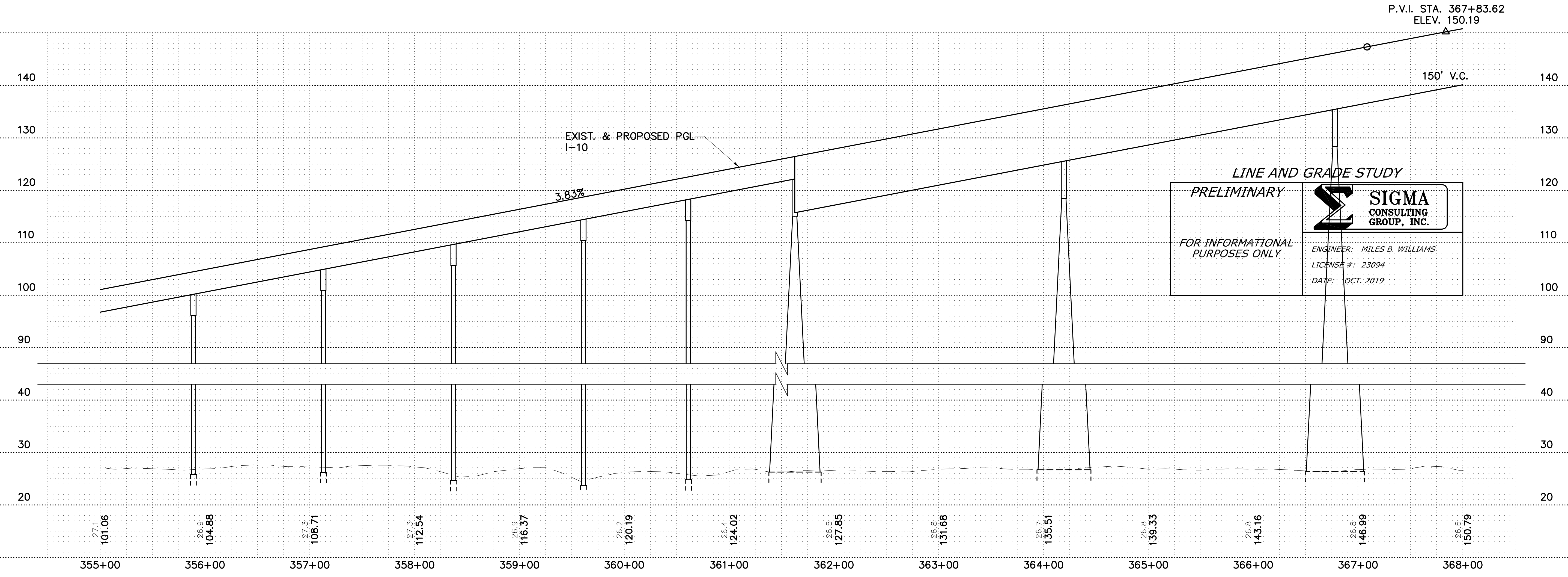
LINE AND GRADE STUDY
PRELIMINARY
 FOR INFORMATIONAL PURPOSES ONLY

SIGMA CONSULTING GROUP, INC.
 ENGINEER: MILES B. WILLIAMS
 LICENSE #: 23094
 DATE: OCT. 2019


SHEET NUMBER		ML 10	
DESIGNED		WILLIAMS	
CHECKED		YARBROUGH	
REVISION OR CHANGE ORDER DESCRIPTION		BY	
NO.		DATE	
PARISH		WEST BATON ROUGE	
CONTROL SECTION		450-08	
STATE PROJECT		H.004100	
SERIES NUMBER		10 OF 38	
PLAN AND PROFILE		I-10 MAINLINE	
I-10: LA 415 TO ESSEN ON I-10 AND I-12		SIGMA CONSULTING GROUP	
DOTD		SIGMA CONSULTING GROUP, INC.	



SEC - 02






LINE AND GRADE STUDY
PRELIMINARY
 FOR INFORMATIONAL PURPOSES ONLY



SIGMA CONSULTING GROUP, INC.
 ENGINEER: MILES B. WILLIAMS
 LICENSE #: 23094
 DATE: OCT. 2019

SHEET NUMBER	ML 11	PARISH	WEST BATON ROUGE	CONTROL SECTION	450-08
DESIGNED	WILLIAMS	STATE PROJECT	H.004100	NO.	DATE
CHECKED	YARBROUGH	REVISION OR CHANGE ORDER DESCRIPTION			
DETAILED		BY			
CHECKED		NO.			
SERIES NUMBER	11 OF 38	DATE			

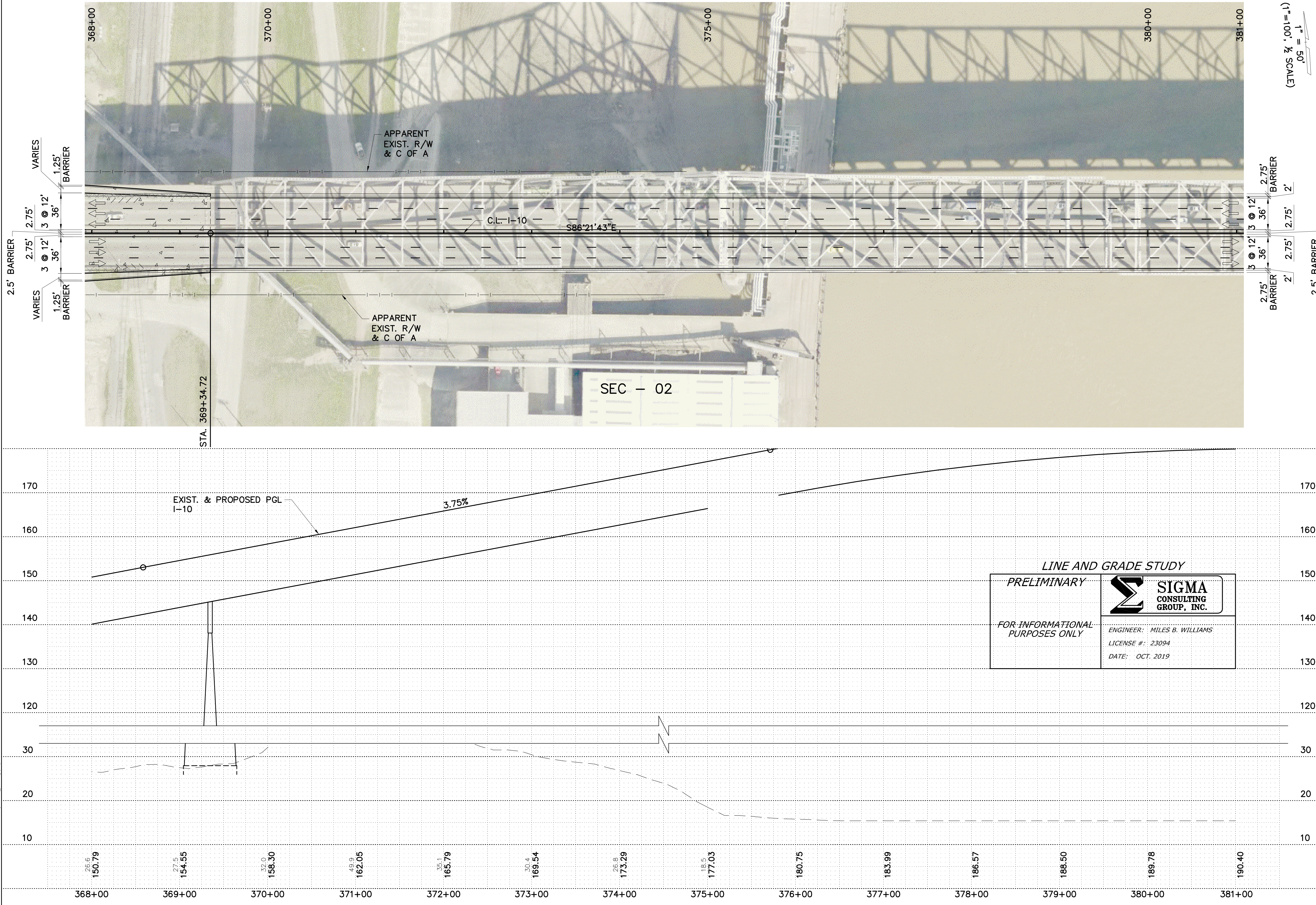
PLAN AND PROFILE
I-10 MAINLINE
I-10: LA 415 TO ESSEN ON I-10 AND I-12

LINE & GRADE STUDY - DRAFT

OCT. 2019

F:\020201\01\131160\Line And Grade Study\MLPPP_01.dwg [12] Oct 01, 2019 9:54am



LINE AND GRADE STUDY

PRELIMINARY

FOR INFORMATIONAL PURPOSES ONLY

SIGMA CONSULTING GROUP, INC.

ENGINEER: MILES B. WILLIAMS
 LICENSE #: 23094
 DATE: OCT. 2019



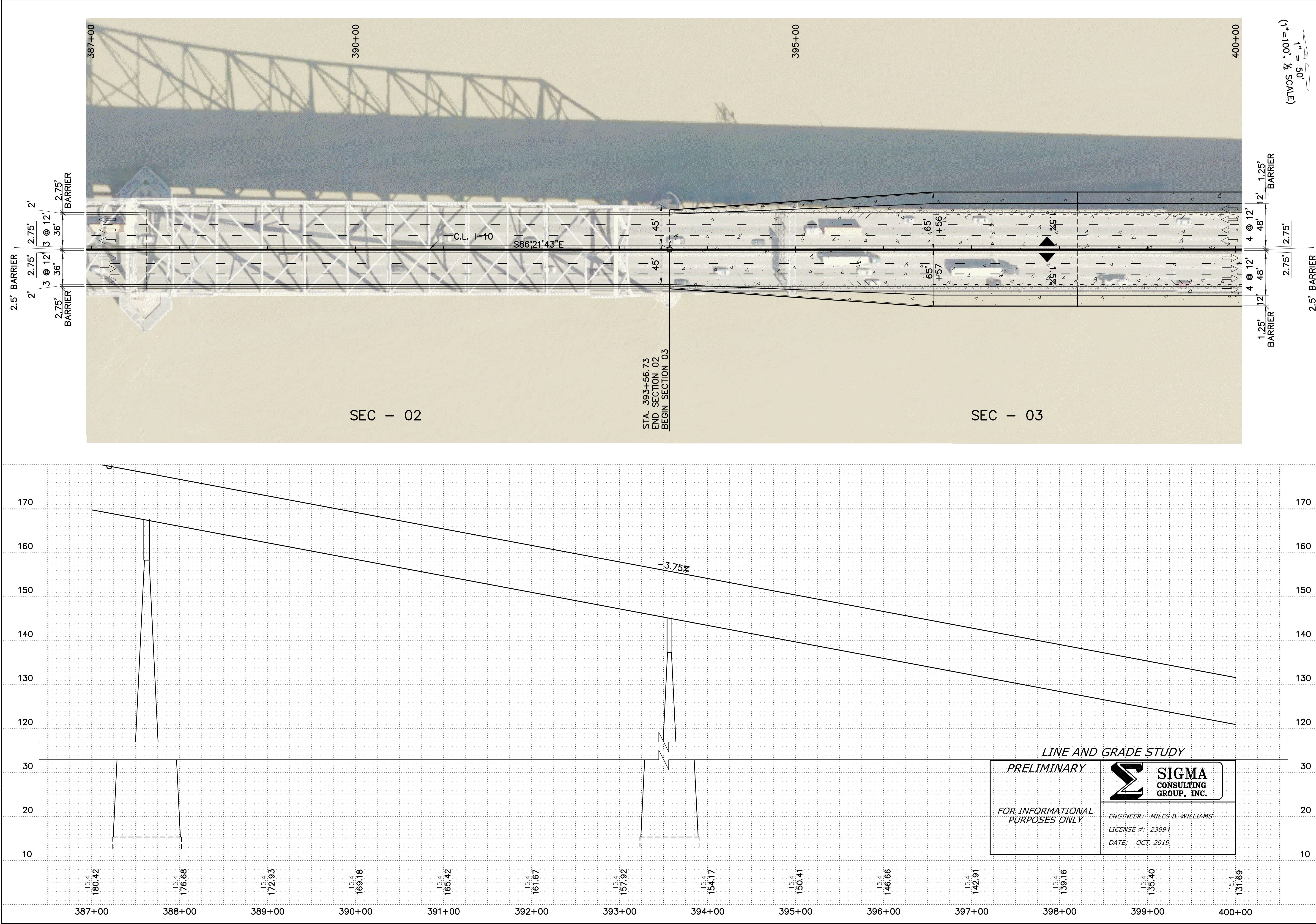
SHEET NUMBER	ML 12	PARISH	WEST BATON ROUGE	CONTROL SECTION	450-08	STATE PROJECT	H.004100
DESIGNED	WILLIAMS	CHECKED	YARBROUGH	SERIES NUMBER	12 OF 38	BY	
NO.	DATE	REVISION OR CHANGE ORDER DESCRIPTION					

PLAN AND PROFILE
I-10 MAINLINE
I-10: LA 415 TO ESSEN ON I-10 AND I-12

LINE & GRADE STUDY - DRAFT

OCT. 2019

F:\020201\01\10\10\10\Line And Grade Study\MLPP_01.dwg [13] Oct 01, 2019 9:54am



LINE AND GRADE STUDY

PRELIMINARY

FOR INFORMATIONAL PURPOSES ONLY

SIGMA CONSULTING GROUP, INC.

ENGINEER: MILES B. WILLIAMS
 LICENSE #: 23094
 DATE: OCT. 2019

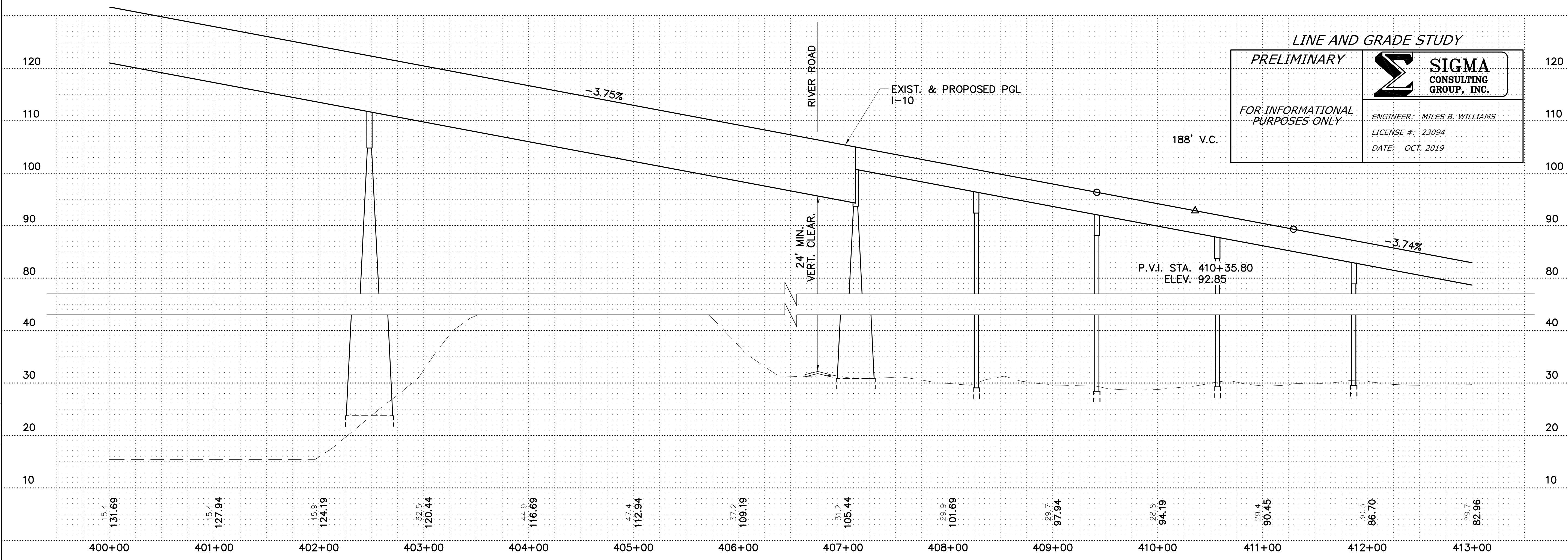

SHEET NUMBER	ML 13	PARISH	WEST BATON ROUGE	CONTROL SECTION	450-08	STATE PROJECT	H.004100
DESIGNED	WILLIAMS	CHECKED	YARBROUGH	SERIES NUMBER	13 OF 38	DATE	NO.
REVISION OR CHANGE ORDER DESCRIPTION							

PLAN AND PROFILE
I-10 MAINLINE
I-10: LA 415 TO ESSEN ON I-10 AND I-12

LINE & GRADE STUDY - DRAFT

OCT. 2019

F:\020201\01013101800Line And Grade Study\MLPPP_01.dwg [14] Oct 01, 2019 - 9:54am



LINE AND GRADE STUDY

PRELIMINARY

SIGMA CONSULTING GROUP, INC.

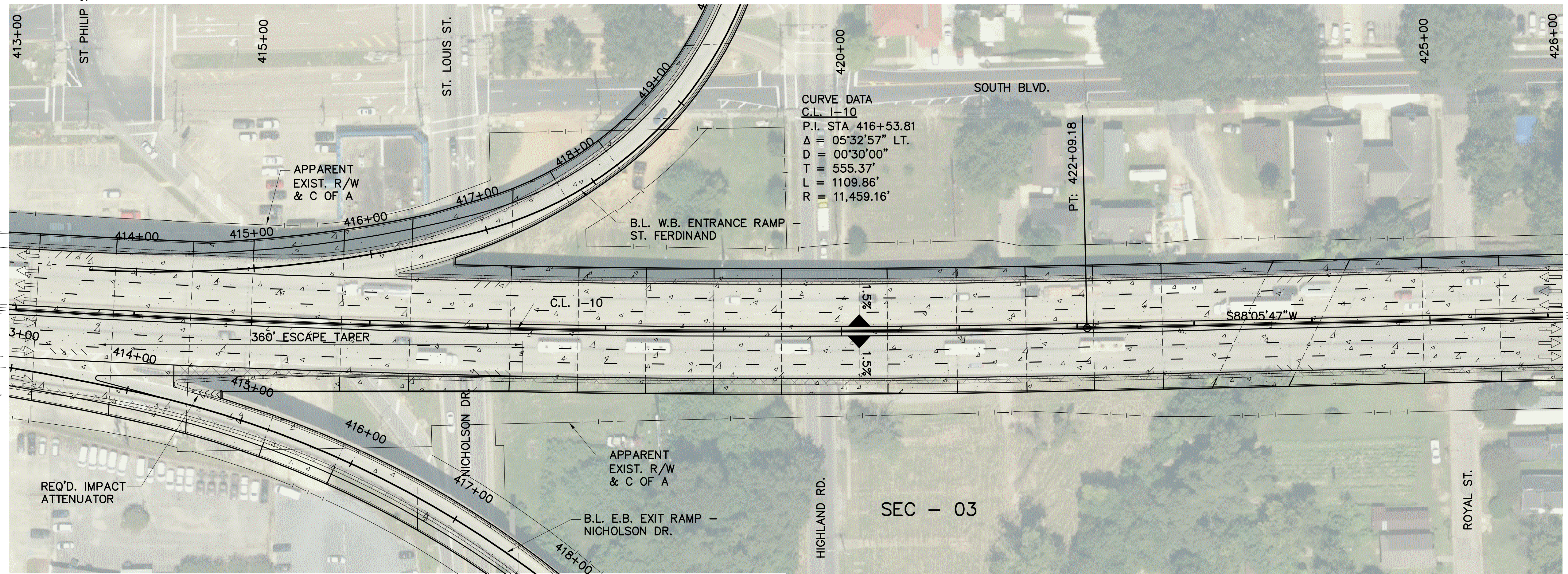
ENGINEER: MILES B. WILLIAMS
 LICENSE #: 23094
 DATE: OCT. 2019

FOR INFORMATIONAL PURPOSES ONLY

SHEET NUMBER	ML 14	PARISH	WEST BATON ROUGE	CONTROL SECTION	450-08	STATE PROJECT	H.004100
DESIGNED	WILLIAMS	CHECKED	YARBROUGH	NO.	DATE	BY	REVISION OR CHANGE ORDER DESCRIPTION
DETAILED		CHECKED					
SERIES NUMBER	14 OF 38						

PLAN AND PROFILE
I-10 MAINLINE
I-10: LA 415 TO ESSEN ON I-10 AND I-12

SIGMA CONSULTING GROUP, INC.



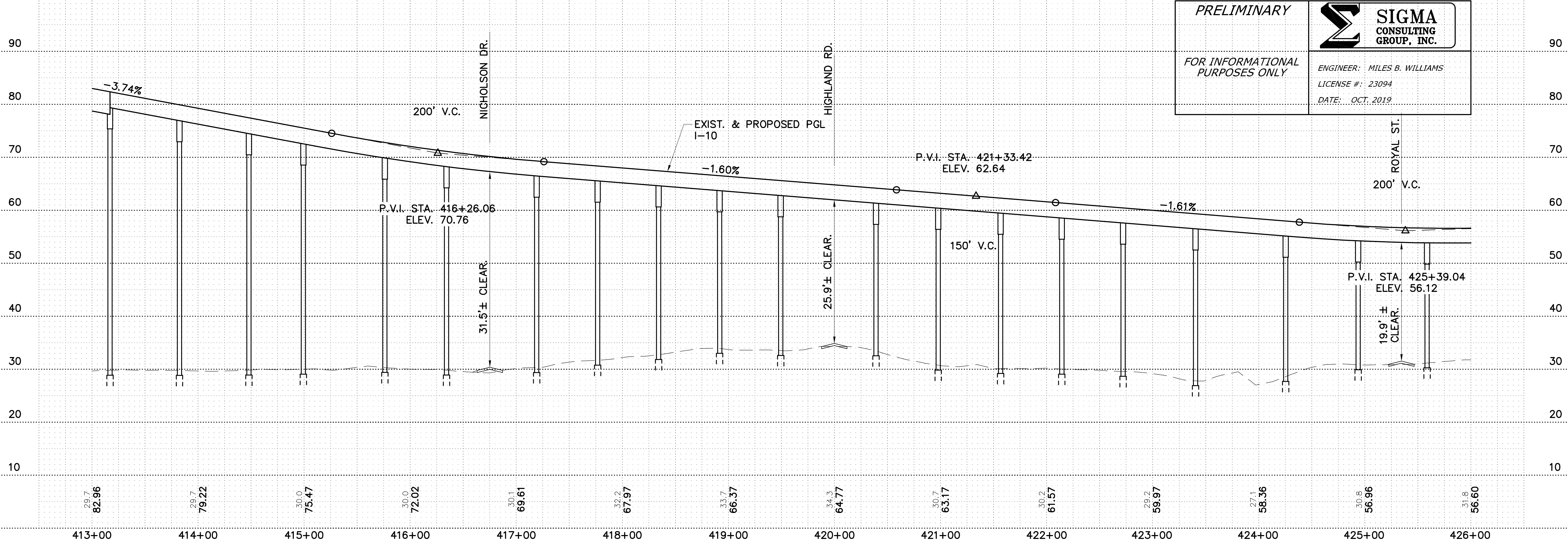
CURVE DATA
 C.L. I-10
 P.I. STA 416+53.81
 $\Delta = 05^{\circ}32'57''$ LT.
 $D = 00^{\circ}30'00''$
 $T = 555.37'$
 $L = 1109.86'$
 $R = 11,459.16'$

1" = 50'
 (1" = 100', 1/2" SCALE)

SEC - 03

LINE AND GRADE STUDY

PRELIMINARY FOR INFORMATIONAL PURPOSES ONLY	SIGMA CONSULTING GROUP, INC. ENGINEER: MILES B. WILLIAMS LICENSE #: 23094 DATE: OCT. 2019



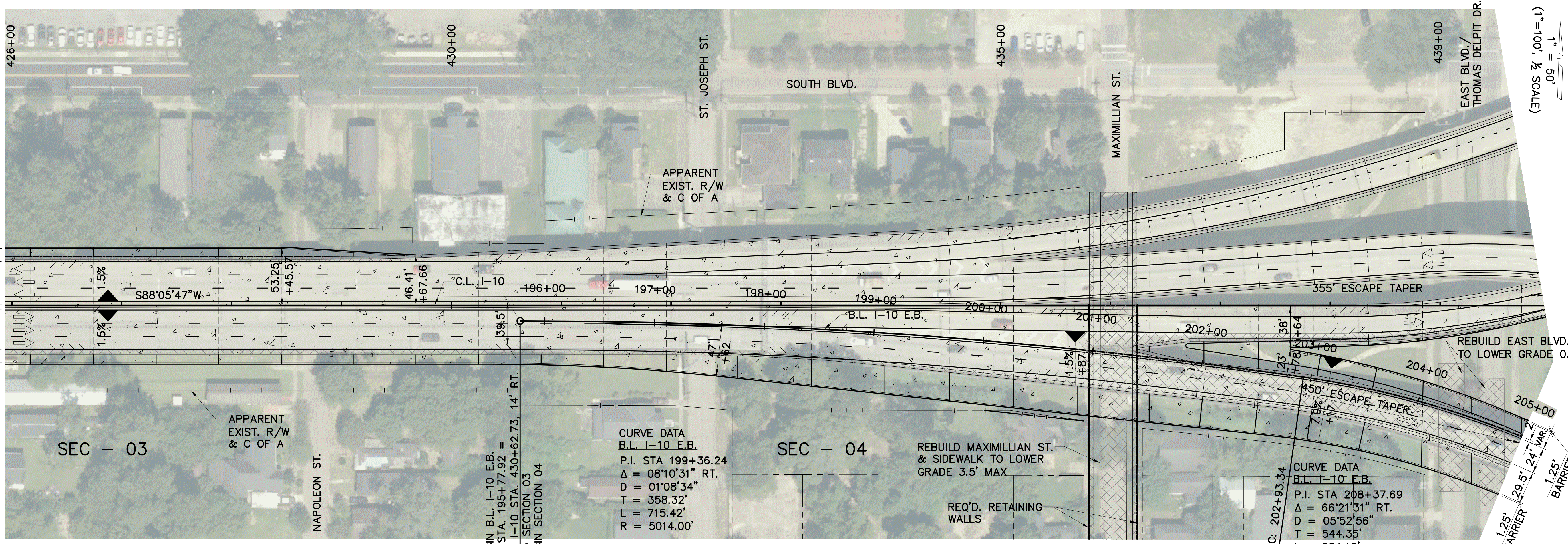
SHEET NUMBER	ML 15
PROJECT	EAST BATON ROUGE
SECTION	450-10
STATE PROJECT	H.004100
DESIGNED BY	WILLIAMS
CHECKED BY	YARBROUGH
SERIES NUMBER	15 OF 38
BY	

PLAN AND PROFILE
 I-10 MAINLINE
 I-10: LA 415 TO ESSEN ON I-10 AND I-12

SIGMA CONSULTING GROUP, INC.

LINE & GRADE STUDY - DRAFT

F:\020201\0101310180\Line And Grade Study\MLPPP_01.dwg [16] Oct 01, 2019 - 9:54am



1" = 100' (SCALE)
1/8" = 50'

SEC - 03

SEC - 04

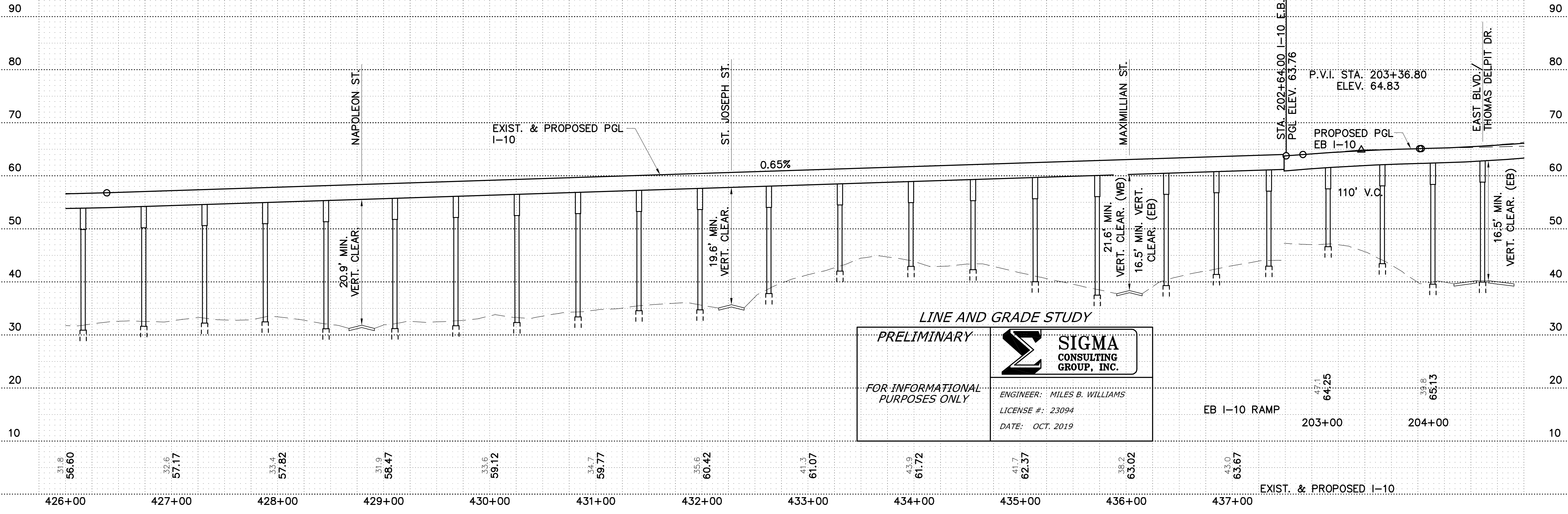
CURVE DATA
B.L. I-10 E.B.
P.I. STA 199+36.24
 $\Delta = 08^{\circ}10'31''$ RT.
D = 01'08'34"
T = 358.32'
L = 715.42'
R = 5014.00'

CURVE DATA
B.L. I-10 E.B.
P.I. STA 208+37.69
 $\Delta = 66^{\circ}21'31''$ RT.
D = 05'52'56"
T = 544.35'
L = 964.19'
R = 832.51'

BEGIN B.L. I-10 E.B.
PC STA. 195+77.92 =
C.L. I-10 STA. 430+62.73, 14' RT.
END SECTION 03
BEGIN SECTION 04

REBUILD MAXIMILLIAN ST. & SIDEWALK TO LOWER GRADE 3.5' MAX
REQ'D. RETAINING WALLS

REBUILD EAST BLVD. TO LOWER GRADE 0.5'



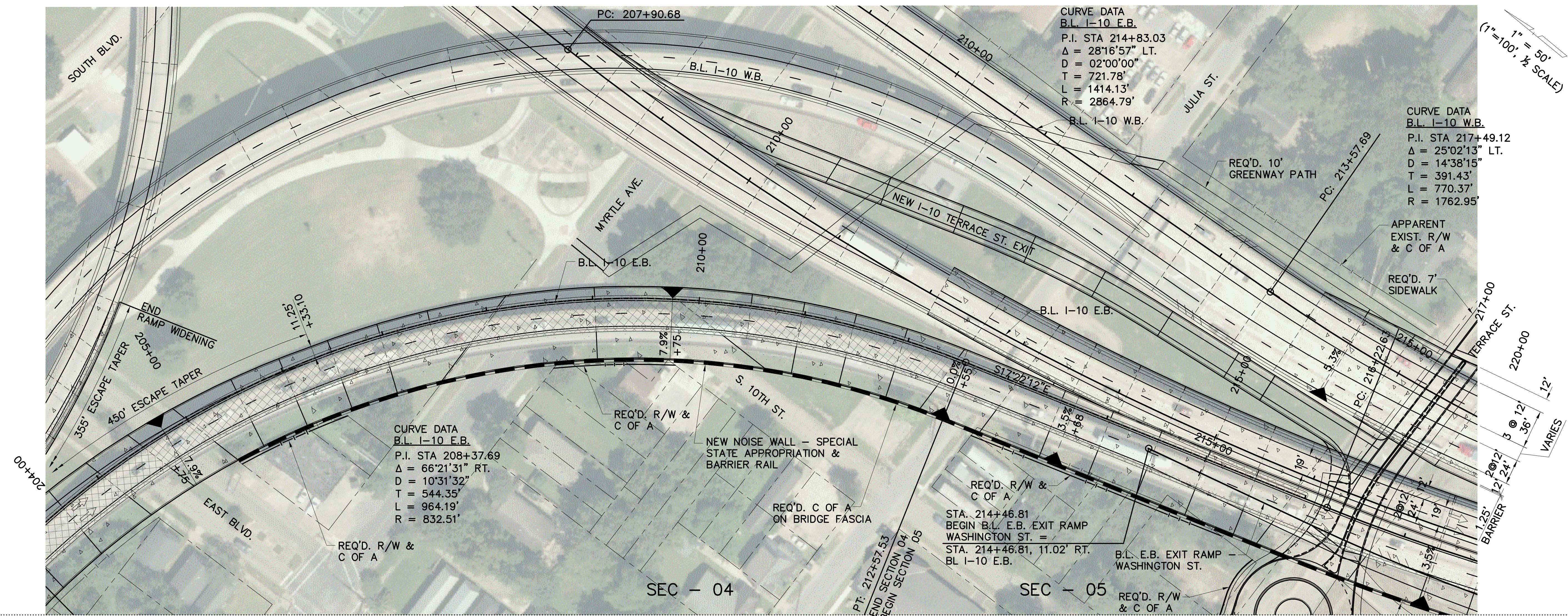
PRELIMINARY

FOR INFORMATIONAL PURPOSES ONLY

SIGMA CONSULTING GROUP, INC.

ENGINEER: MILES B. WILLIAMS
 LICENSE #: 23094
 DATE: OCT. 2019

SHEET NUMBER	ML 16
DESIGNED	WILLIAMS
CHECKED	YARBROUGH
DATE	
NO.	
PARISH	EAST BATON ROUGE
CONTROL SECTION	450-10
STATE PROJECT	H.004100
DESIGNED / CHECKED	16 OF 38
BY	
REVISION OR CHANGE ORDER DESCRIPTION	
NO.	
DATE	
PLAN AND PROFILE I-10 MAINLINE I-10: LA 415 TO ESSEN ON I-10 AND I-12	
SIGMA CONSULTING GROUP, INC.	



CURVE DATA
 B.L. I-10 E.B.
 P.I. STA 214+83.03
 $\Delta = 28^{\circ}16'57''$ LT.
 D = 02'00'00"
 T = 721.78'
 L = 1414.13'
 R = 2864.79'
 B.L. I-10 W.B.

CURVE DATA
 B.L. I-10 W.B.
 P.I. STA 217+49.12
 $\Delta = 25^{\circ}02'13''$ LT.
 D = 14'38'15"
 T = 391.43'
 L = 770.37'
 R = 1762.95'

CURVE DATA
 B.L. I-10 E.B.
 P.I. STA 208+37.69
 $\Delta = 66^{\circ}21'31''$ RT.
 D = 10'31'32"
 T = 544.35'
 L = 964.19'
 R = 832.51'

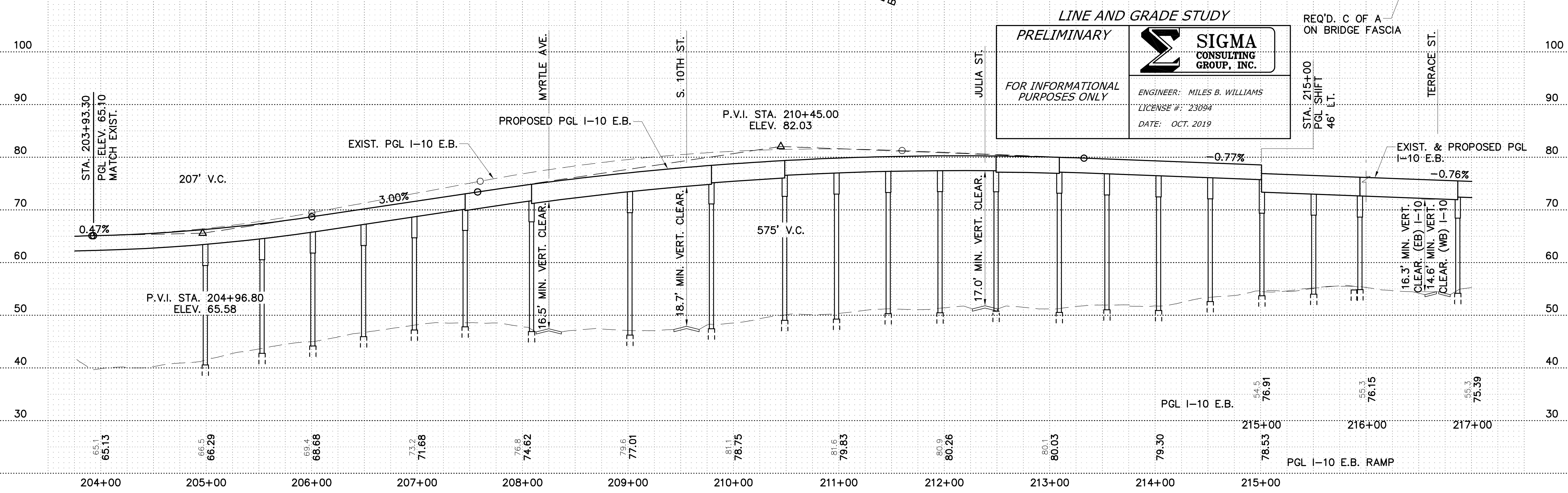
LINE AND GRADE STUDY

PRELIMINARY

FOR INFORMATIONAL PURPOSES ONLY

SIGMA
CONSULTING
GROUP, INC.

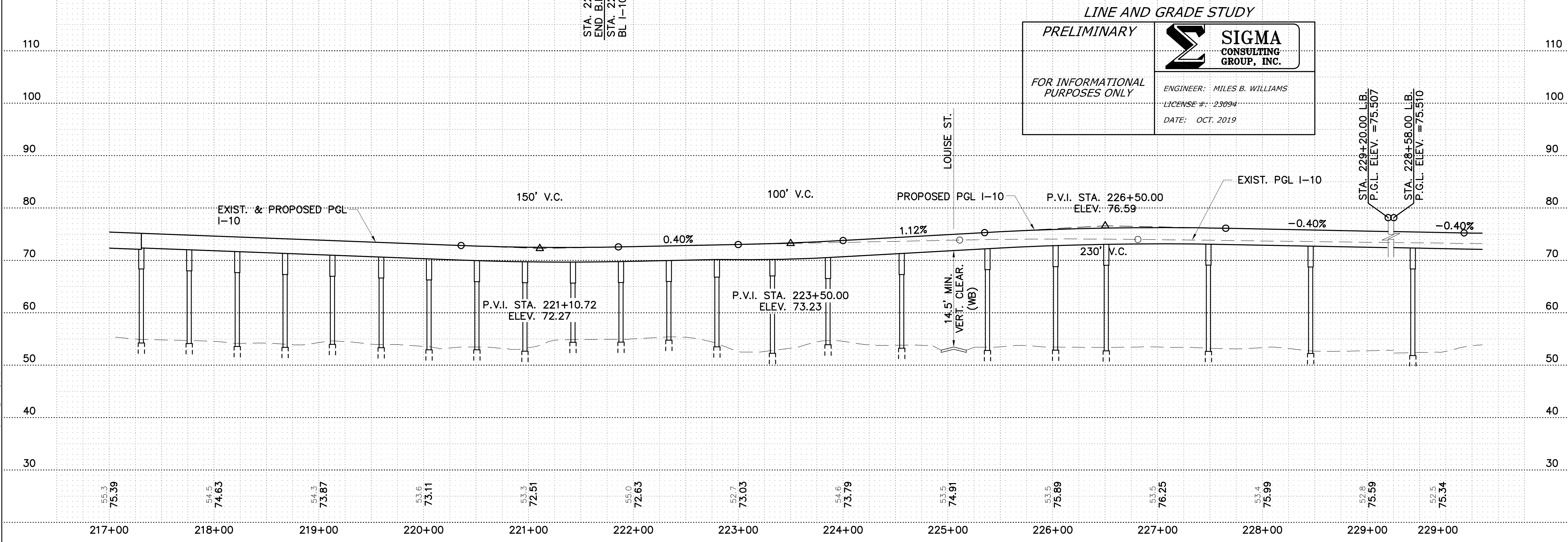
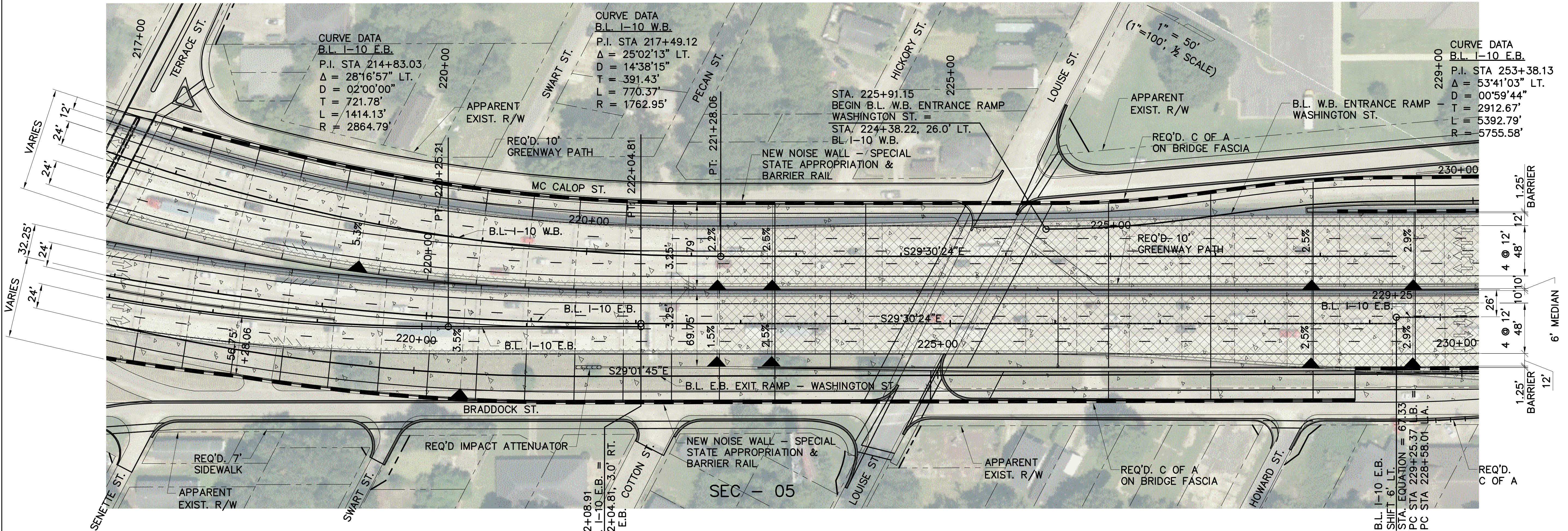
ENGINEER: MILES B. WILLIAMS
 LICENSE #: 23094
 DATE: OCT. 2019



SHEET NUMBER	ML 17	PARISH	EAST BATON ROUGE	CONTROL SECTION	450-10	STATE PROJECT	H.004100
DESIGNED	WILLIAMS	CHECKED	YARBROUGH	SERIES NUMBER	16 OF 32	BY	
REVISION OR CHANGE ORDER DESCRIPTION							
NO.	DATE						

PLAN AND PROFILE

1-10: LA 415 TO ESSEN ON I-10 AND I-12



LINE AND GRADE STUDY

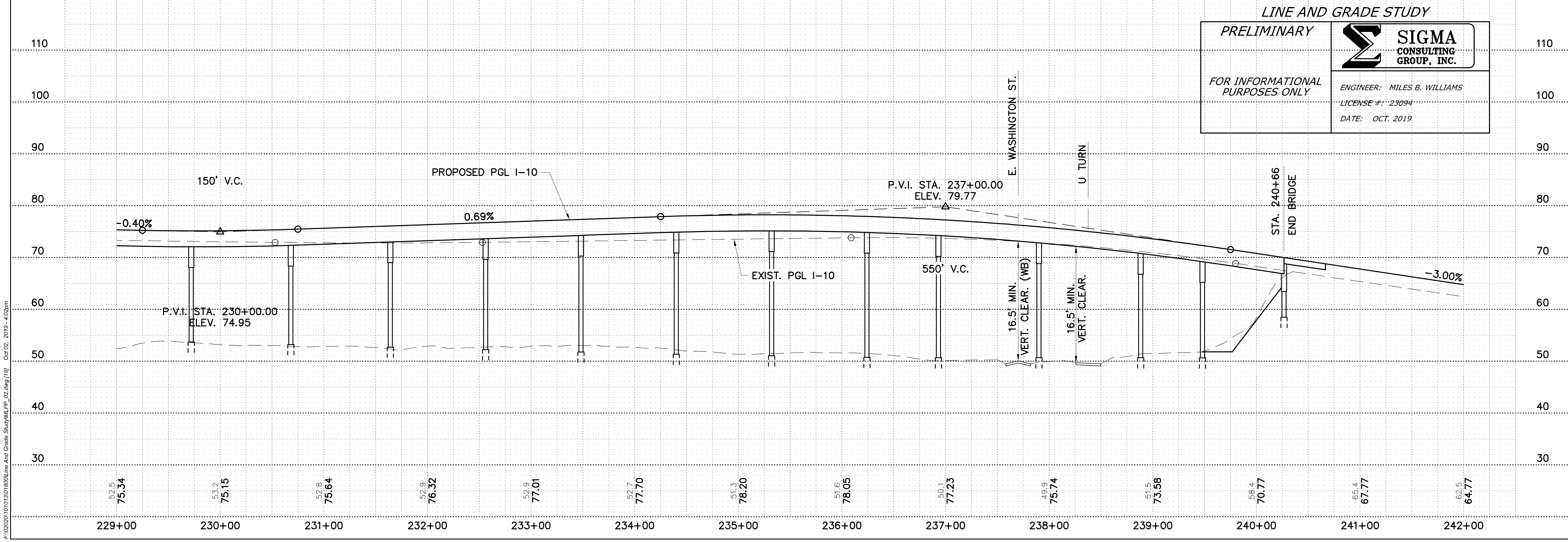
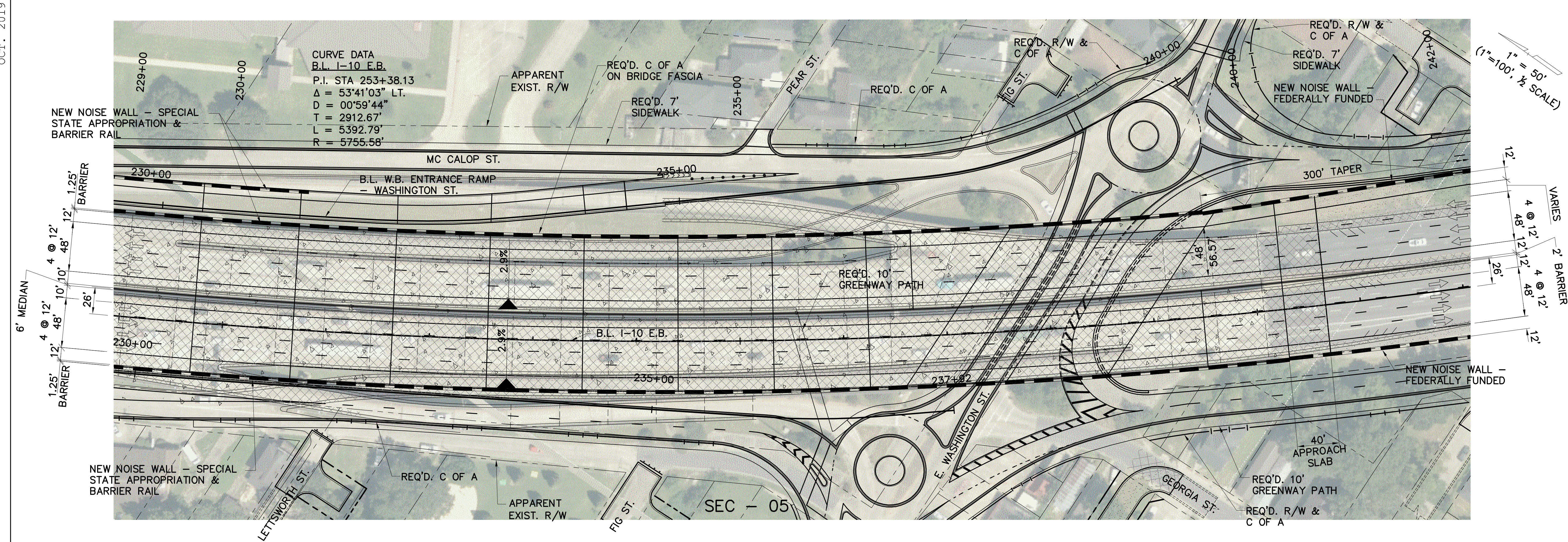
PRELIMINARY

FOR INFORMATIONAL PURPOSES ONLY

SIGMA
CONSULTING
GROUP, INC.

ENGINEER: MILES B. WILLIAMS
LICENSE #: 23094
DATE: OCT. 2019

SHEET NUMBER	ML 18	PARISH	EAST BATON ROUGE	CONTROL SECTION	450-10
DESIGNED	WILLIAMS	STATE PROJECT	H.004100	NO.	DATE
CHECKED	YARBROUGH	BY		NO.	DATE
DETAILED		REVISION OR CHANGE ORDER DESCRIPTION		NO.	DATE
CHECKED				NO.	DATE
SERIES NUMBER	7 OF 32				
PLAN AND PROFILE					
I-10: LA 415 TO ESSEN ON I-10 AND I-12					

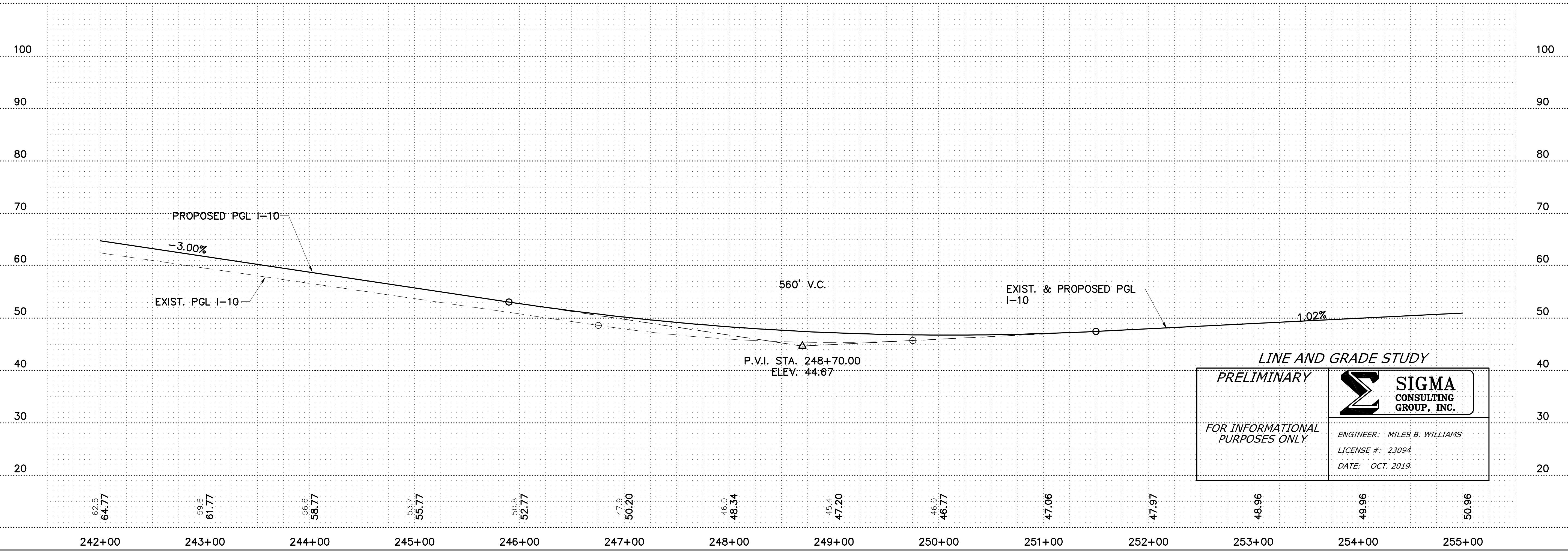
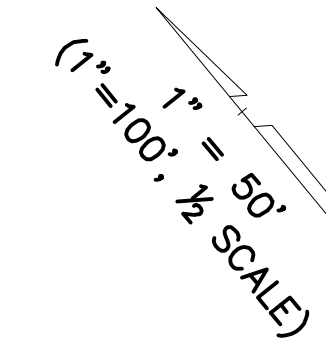
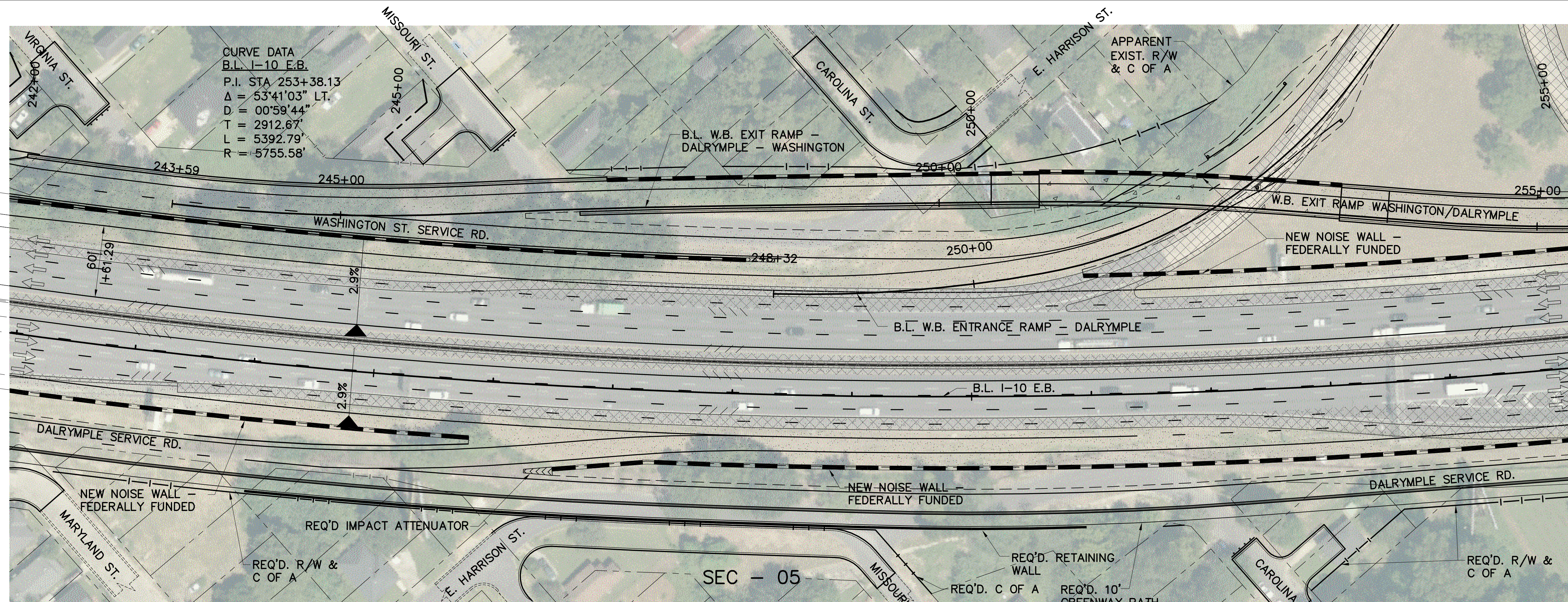


SHEET NUMBER	ML 19
DESIGNED BY	WILLIAMS
CHECKED BY	YARBROUGH
DATE	
NO.	
PARISH	EAST BATON ROUGE
CONTROL SECTION	450-10
STATE PROJECT	H.004100
Detailed Checked	18 OF 32
Series Number	
BY	
REVISION OR CHANGE ORDER DESCRIPTION	

PLAN AND PROFILE
 I-10: LA 415 TO ESSEN ON I-10 AND I-12

DOTD
 SIGMA CONSULTING GROUP

SIGMA CONSULTING GROUP, INC.



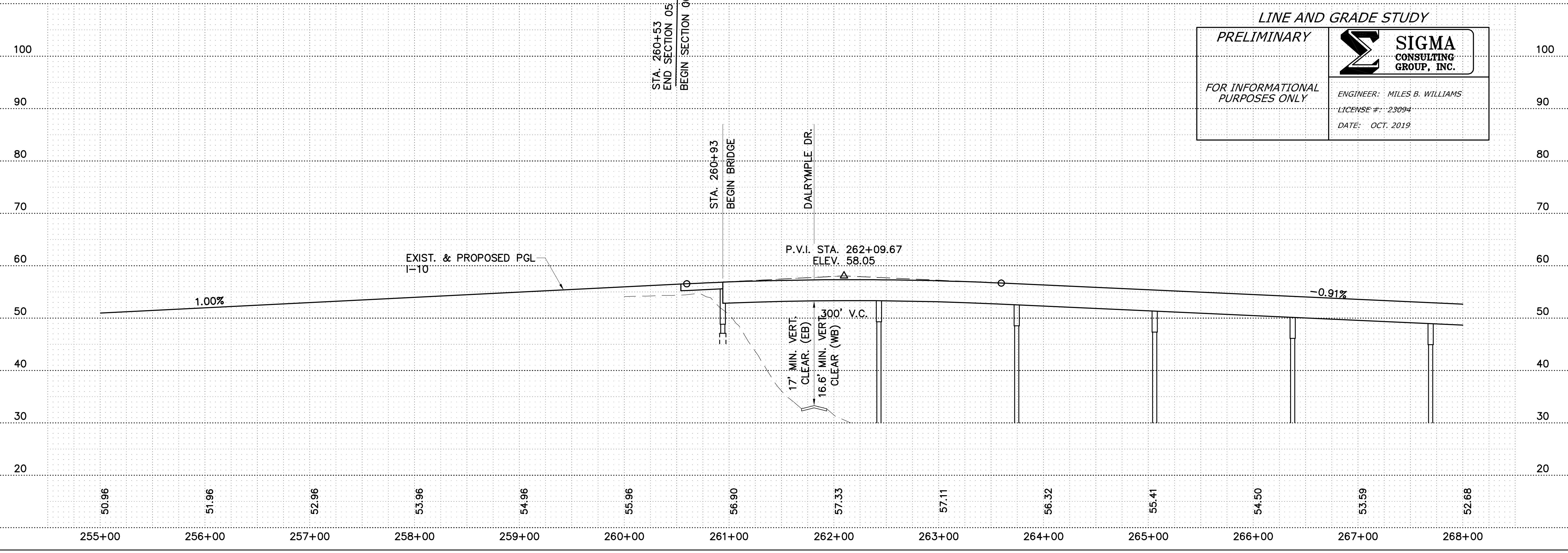
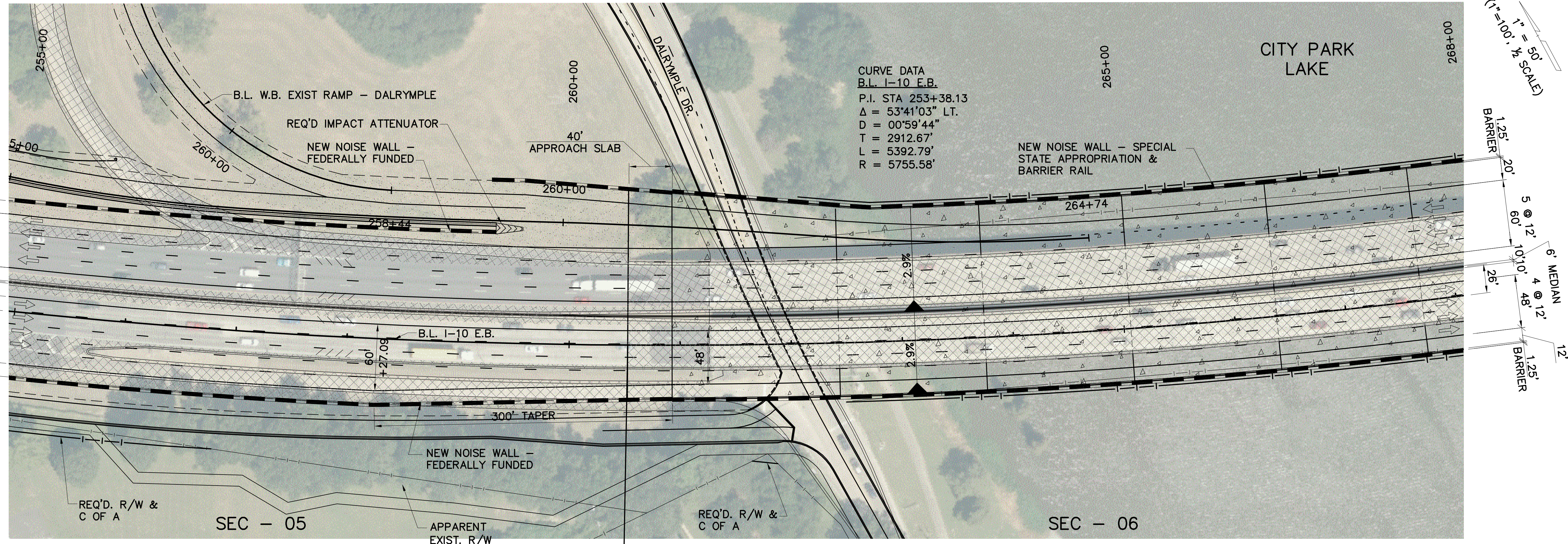
LINE AND GRADE STUDY
 PRELIMINARY
 FOR INFORMATIONAL PURPOSES ONLY

SIGMA CONSULTING GROUP, INC.
 ENGINEER: MILES B. WILLIAMS
 LICENSE #: 23094
 DATE: OCT. 2019

SHEET NUMBER	ML20
PROJECT	EAST BATON ROUGE
SECTION	450-10
STATE	H.004100
DESIGNED	WILLIAMS
CHECKED	YARBROUGH
DATE	19 OF 32
NO.	
DATE	
REVISION OR CHANGE ORDER DESCRIPTION	
BY	

PLAN AND PROFILE
 I-10: LA 415 TO ESSEN ON I-10 AND I-12

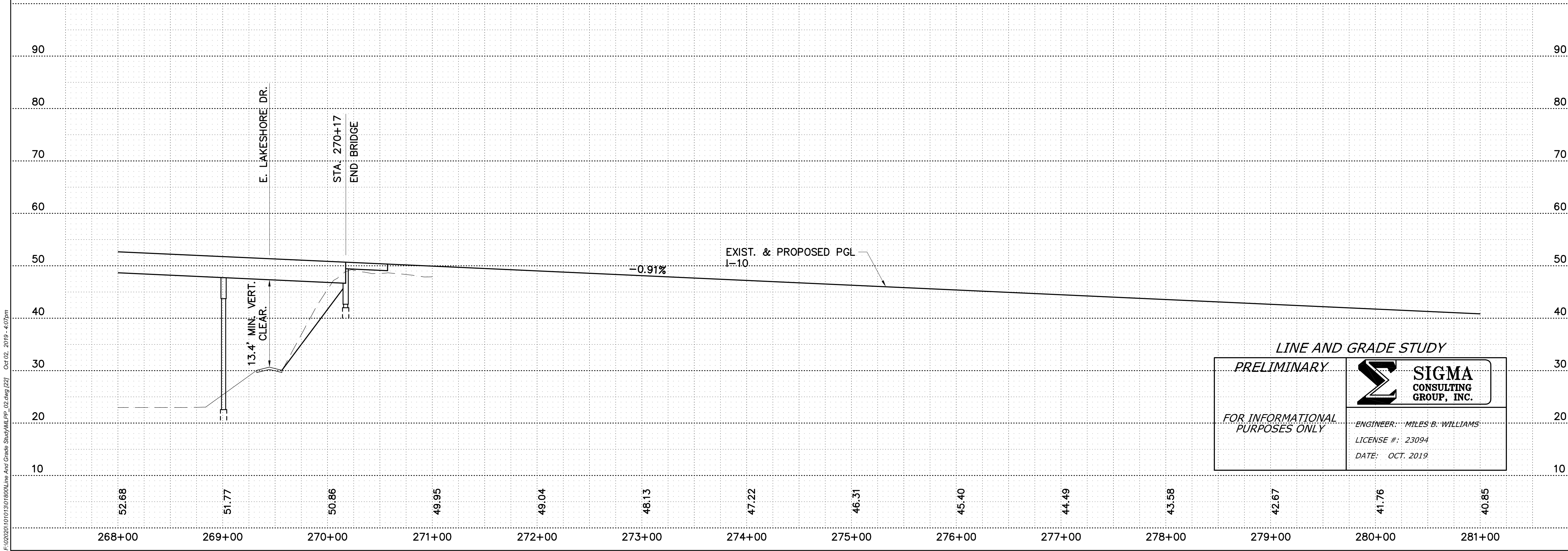
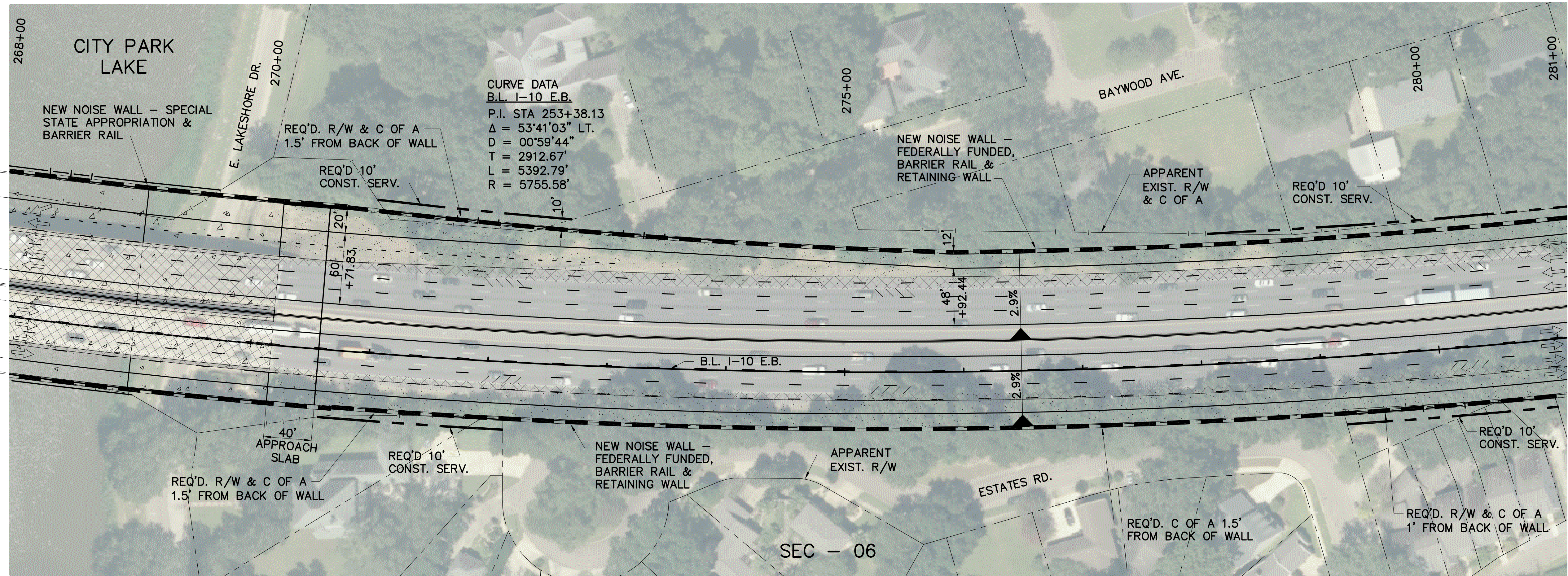
DOTD
 SIGMA CONSULTING GROUP, INC.



SHEET NUMBER	ML21
PARISH	EAST BATON ROUGE
CONTROL SECTION	450-10
STATE PROJECT	H.004100
DESIGNED BY	WILLIAMS
CHECKED BY	YARBROUGH
SERIES NUMBER	20 OF 32
NO.	DATE
REVISION OR CHANGE ORDER DESCRIPTION	
PLAN AND PROFILE	
1-10: LA 415 TO ESSEN ON I-10 AND I-12	
 DOTD SIGMA CONSULTING GROUP	
 SIGMA CONSULTING GROUP, INC.	

LINE & GRADE STUDY - DRAFT

F:\020201\01\13\1018\00Line And Grade Study\MMP_P02.dwg [2] Oct 02, 2019 - 4:07pm



LINE AND GRADE STUDY
PRELIMINARY
 FOR INFORMATIONAL PURPOSES ONLY

ENGINEER: MILES B. WILLIAMS
 LICENSE #: 23094
 DATE: OCT. 2019

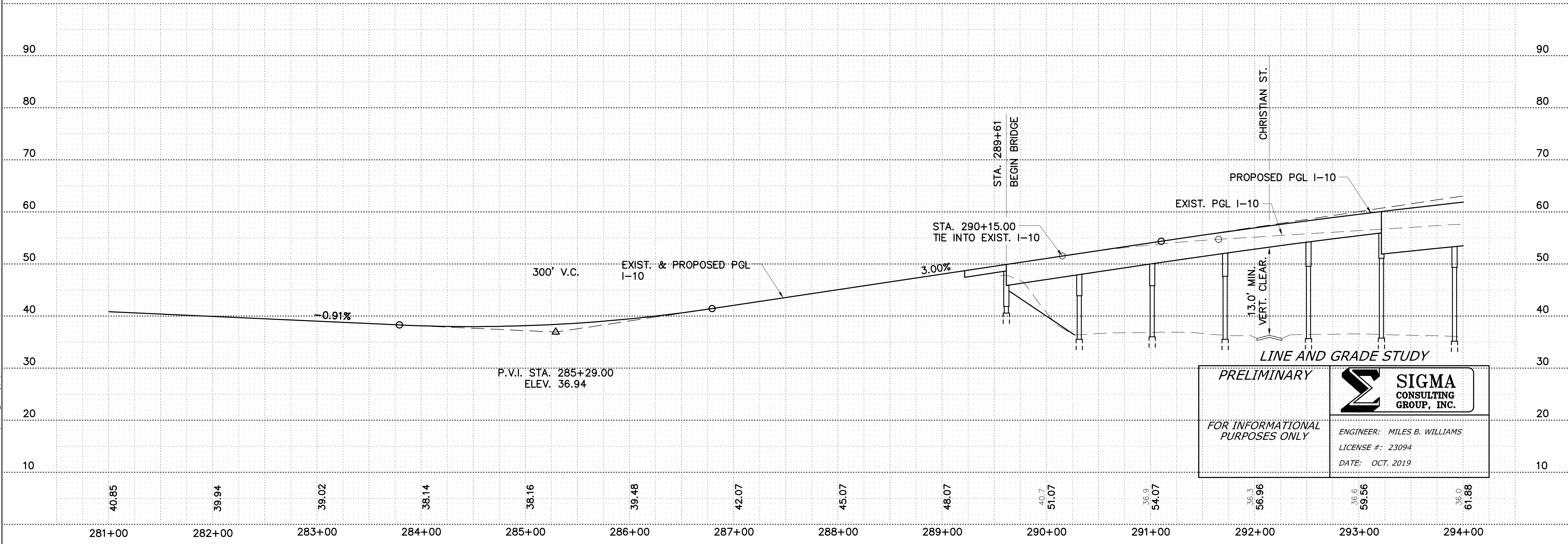
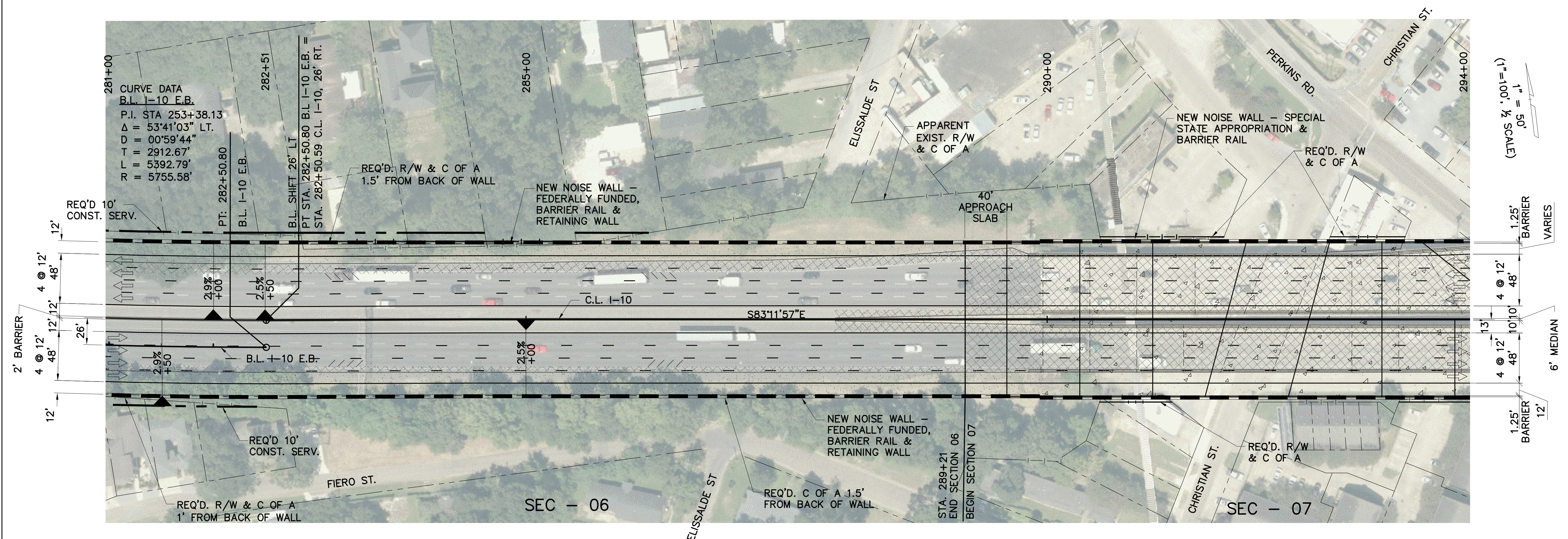
1" = 50'
 (1" = 100', 1/2" SCALE)

SHEET NUMBER	ML22
PROJECT	H.004100
SECTION	450-10
DATE	
NO.	
DESIGNED	WILLIAMS
CHECKED	YARBROUGH
DRAWN	
DATE	
NO.	
PARISH	WILLIAMS
CONTROL SECTION	YARBROUGH
STATE PROJECT	450-10
DESIGNED	WILLIAMS
CHECKED	YARBROUGH
DRAWN	
DATE	
NO.	
DESIGNED	WILLIAMS
CHECKED	YARBROUGH
DRAWN	
DATE	
NO.	
DESIGNED	WILLIAMS
CHECKED	YARBROUGH
DRAWN	
DATE	
NO.	
DESIGNED	WILLIAMS
CHECKED	YARBROUGH
DRAWN	
DATE	
NO.	



PLAN AND PROFILE

1-10: LA 415 TO ESSEN ON I-10 AND I-12



PRELIMINARY
 FOR INFORMATIONAL PURPOSES ONLY

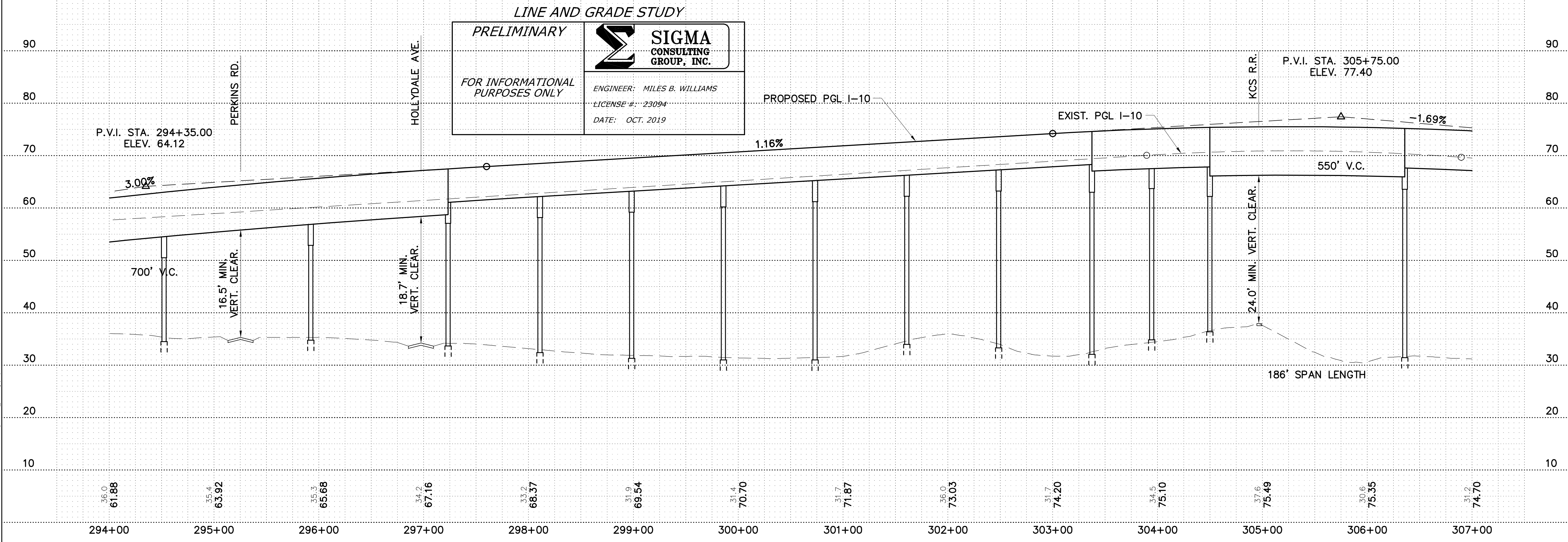
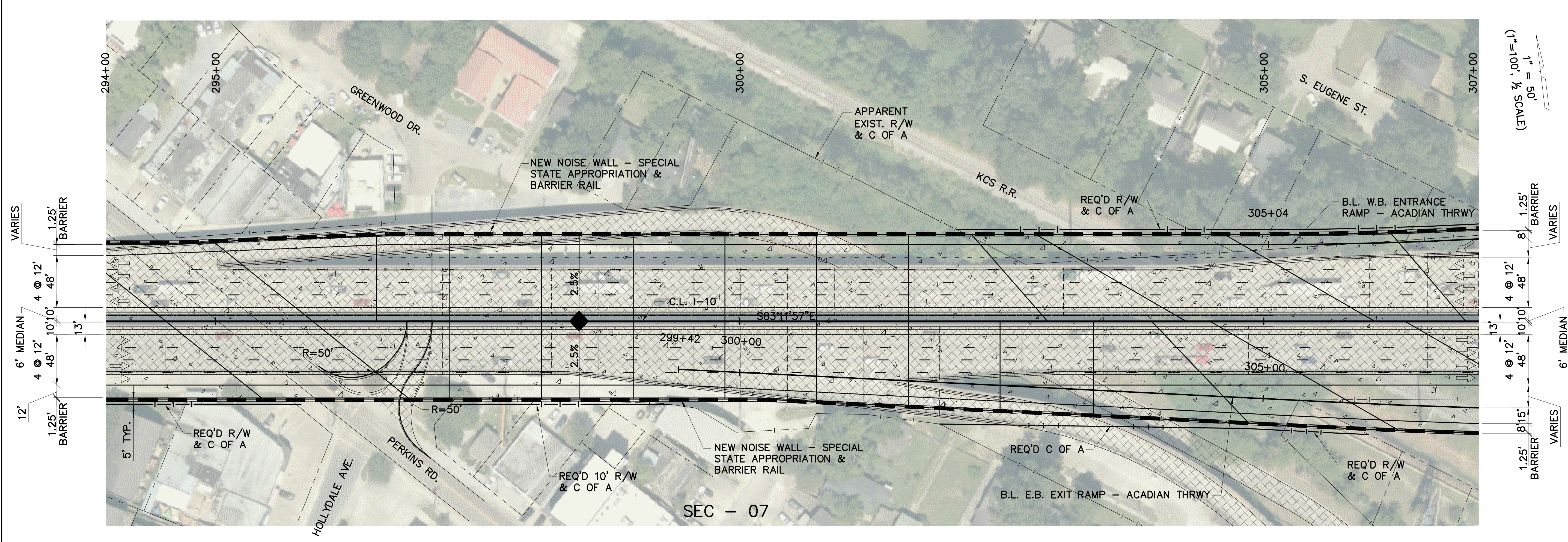
SIGMA CONSULTING GROUP, INC.
 ENGINEER: MILES B. WILLIAMS
 LICENSE #: 23094
 DATE: OCT. 2019

SHEET NUMBER	ML23
PROJECT	H.004100
CONTROL SECTION	450-10
PARISH	EAST BATON ROUGE
DESIGNED	WILLIAMS
CHECKED	YARBROUGH
REVISION OR CHANGE ORDER DESCRIPTION	
NO.	
DATE	
BY	
SERIES NUMBER	22 OF 32
STATE PROJECT	450-10

PLAN AND PROFILE

I-10: LA 415 TO ESSEN ON I-10 AND I-12

DOTD
 SIGMA CONSULTING GROUP, INC.



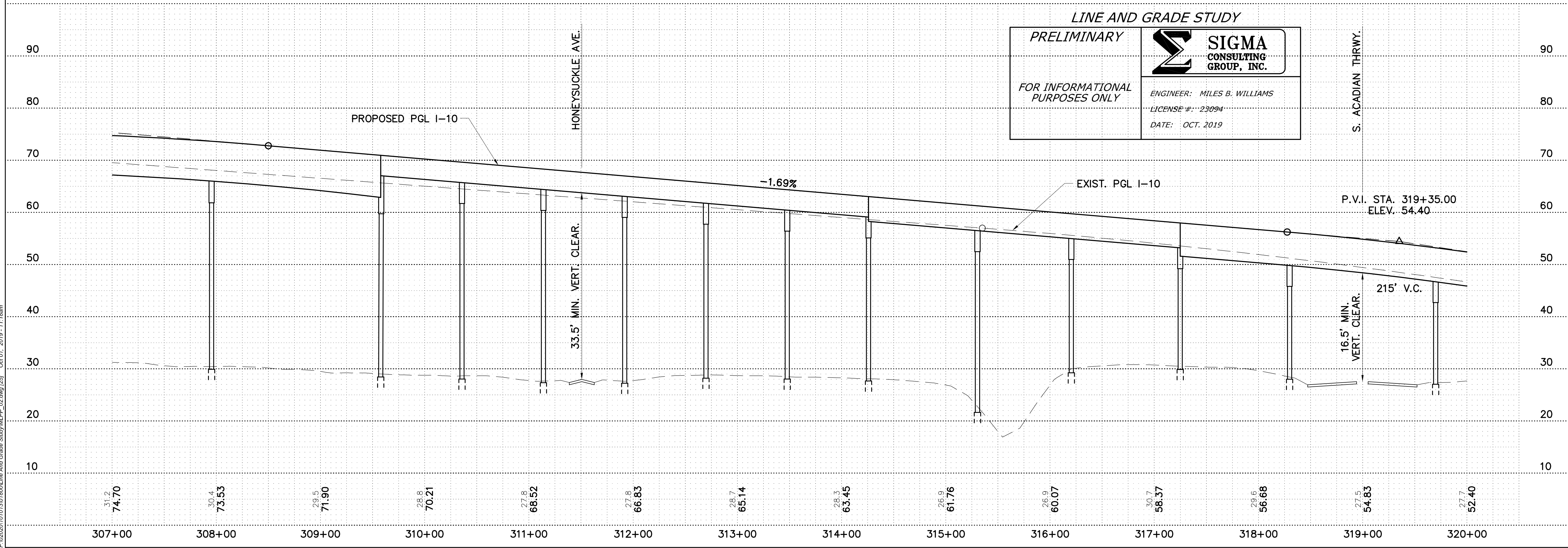
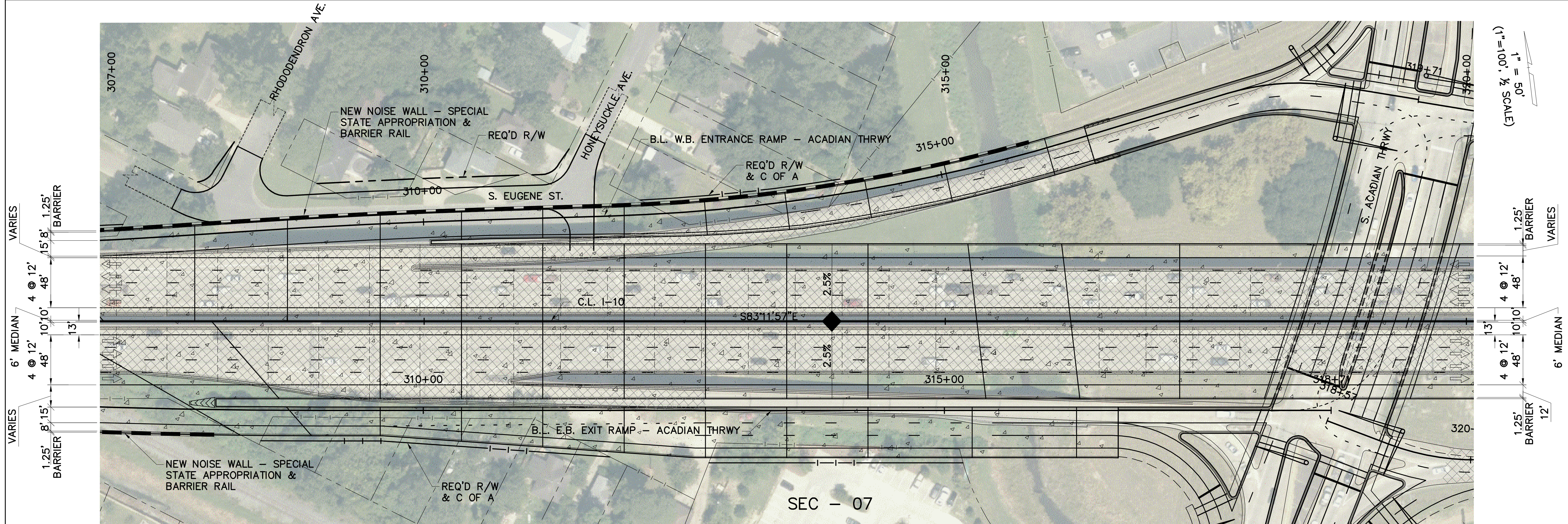
LINE AND GRADE STUDY
PRELIMINARY
 FOR INFORMATIONAL PURPOSES ONLY

SIGMA CONSULTING GROUP, INC.
 ENGINEER: MILES B. WILLIAMS
 LICENSE #: 23094
 DATE: OCT. 2019

SHEET NUMBER	ML24	PARISH	EAST BATON ROUGE	CONTROL SECTION	450-10
DESIGNED	WILLIAMS	STATE PROJECT	H.004100	CHECKED	23 OF 32
CHECKED	YARBROUGH	BY		NO.	DATE
REVISION OR CHANGE ORDER DESCRIPTION					

PLAN AND PROFILE
 I-10: LA 415 TO ESSEN ON I-10 AND I-12

SIGMA CONSULTING GROUP, INC.



LINE AND GRADE STUDY

PRELIMINARY

FOR INFORMATIONAL PURPOSES ONLY

SIGMA CONSULTING GROUP, INC.

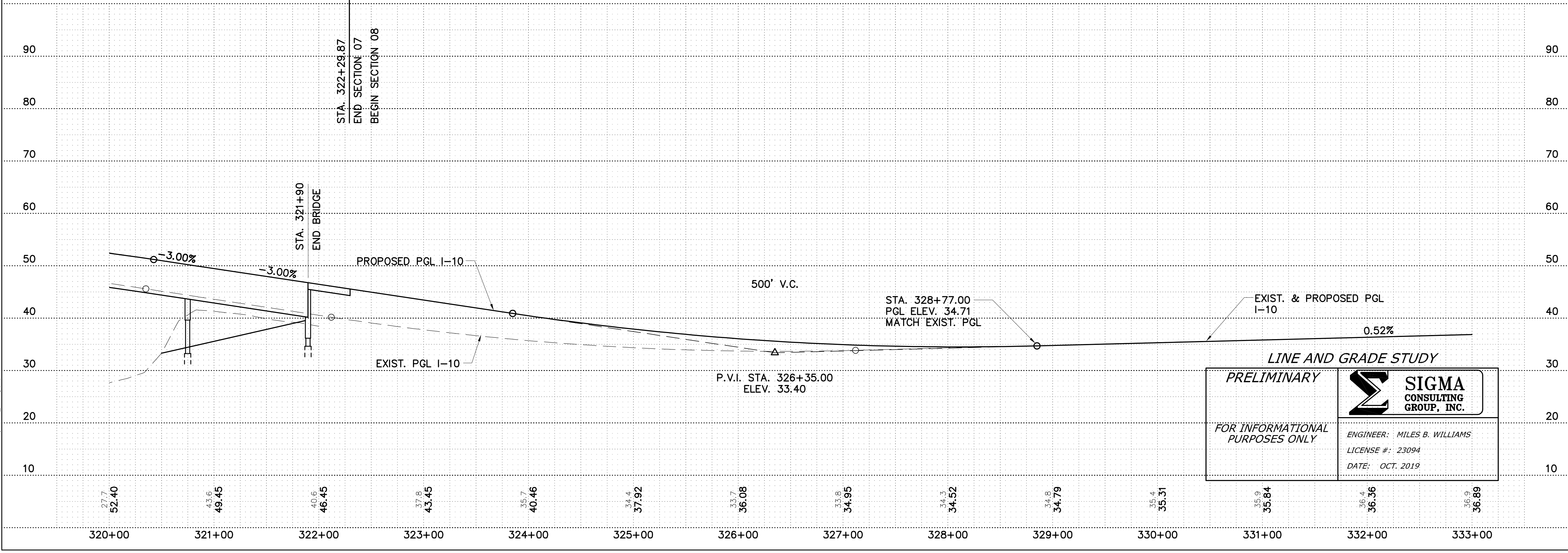
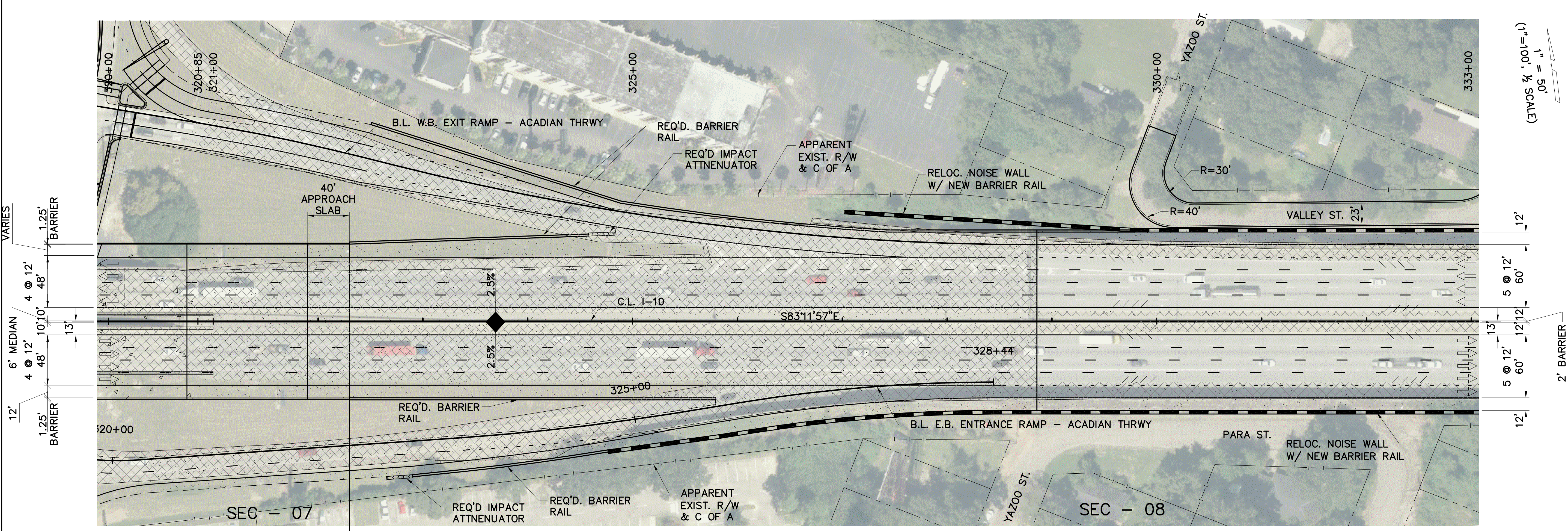
ENGINEER: MILES B. WILLIAMS
 LICENSE #: 23094
 DATE: OCT. 2019

SHEET NUMBER	ML25	PARISH	EAST BATON ROUGE	CONTROL SECTION	450-10	STATE PROJECT	H.004100
DESIGNED	WILLIAMS	CHECKED	YARBROUGH	SERIES NUMBER	24 OF 32	BY	
REVISION OR CHANGE ORDER DESCRIPTION							
NO.	DATE						
PLAN AND PROFILE							
I-10: LA 415 TO ESSEN ON I-10 AND I-12							

LINE & GRADE STUDY - DRAFT

OCT. 2019

F:\020201\01\01\1800\Line And Grade Study\MLPP_02.dwg [20] Oct 01, 2019 - 11:18am



LINE AND GRADE STUDY
PRELIMINARY
 FOR INFORMATIONAL PURPOSES ONLY


SIGMA CONSULTING GROUP, INC.
 ENGINEER: MILES B. WILLIAMS
 LICENSE #: 23094
 DATE: OCT. 2019

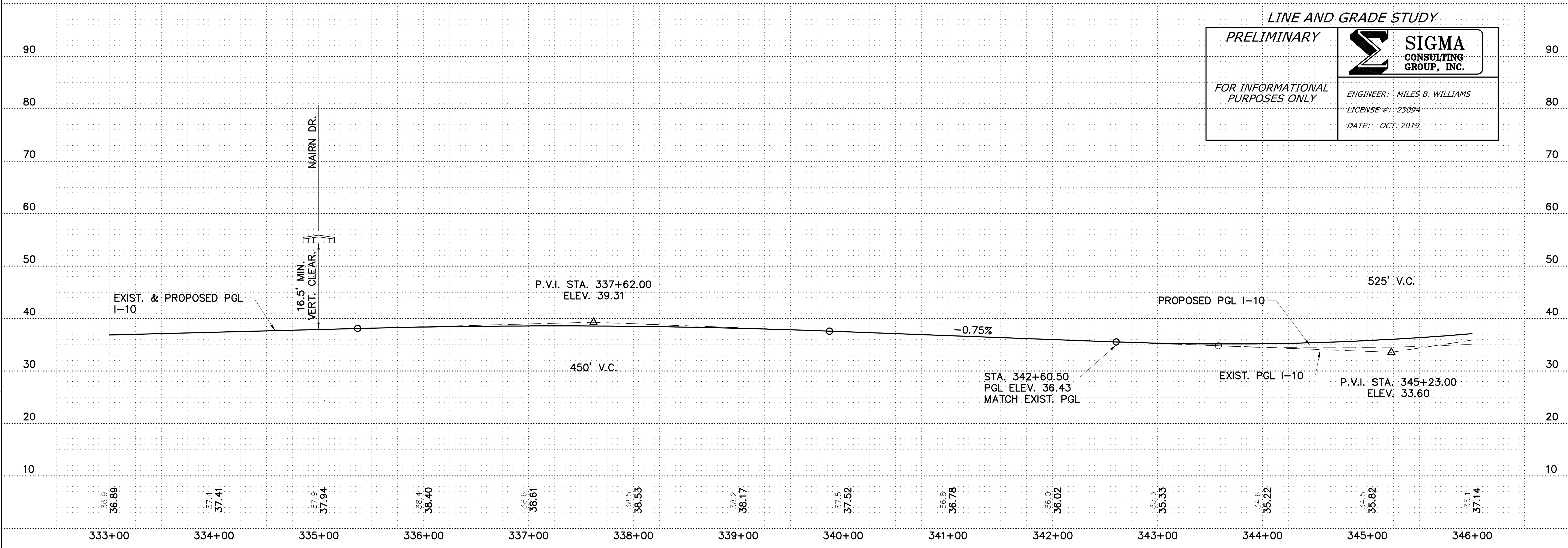
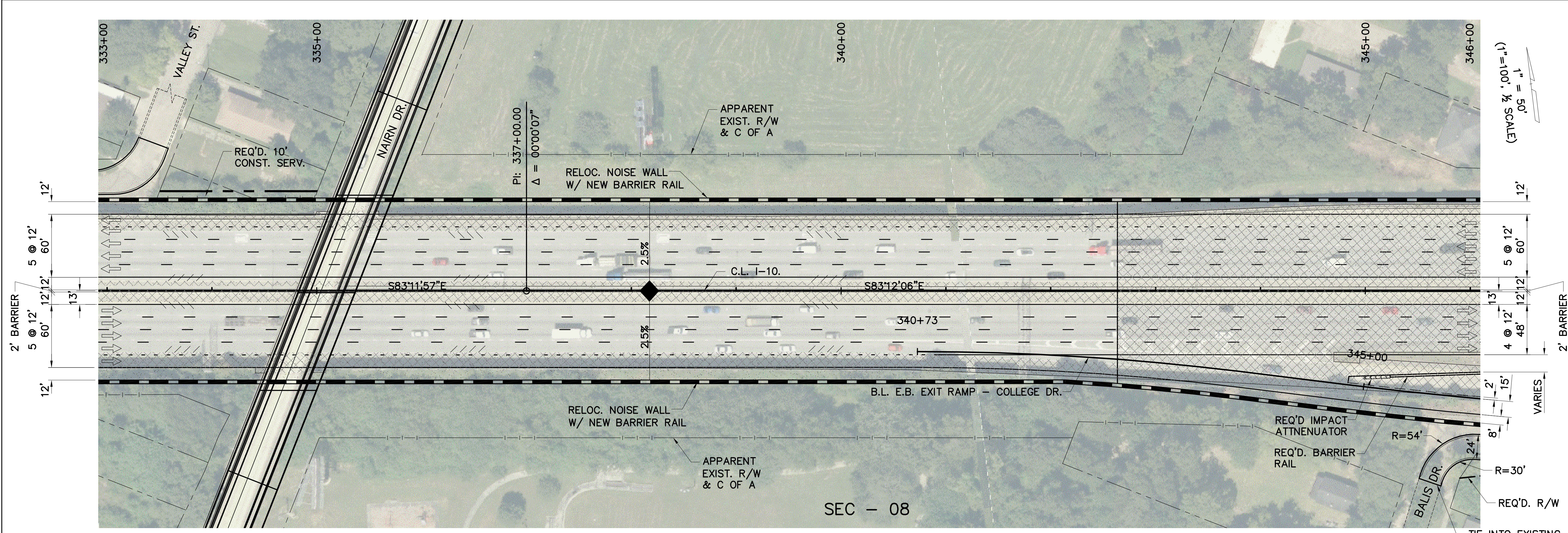
1" = 100' (SCALE)
 1" = 50' (SCALE)

SHEET NUMBER	ML26
PARISH	EAST BATON ROUGE
CONTROL SECTION	450-10
STATE PROJECT	H.004100
DESIGNED BY	WILLIAMS
CHECKED BY	YARBROUGH
DATE	
SERIES NUMBER	25 OF 32
REVISION OR CHANGE ORDER DESCRIPTION	
NO.	
DATE	
BY	



PLAN AND PROFILE
 I-10: LA 415 TO ESSEN ON I-10 AND I-12





LINE AND GRADE STUDY

PRELIMINARY

FOR INFORMATIONAL PURPOSES ONLY

SIGMA CONSULTING GROUP, INC.

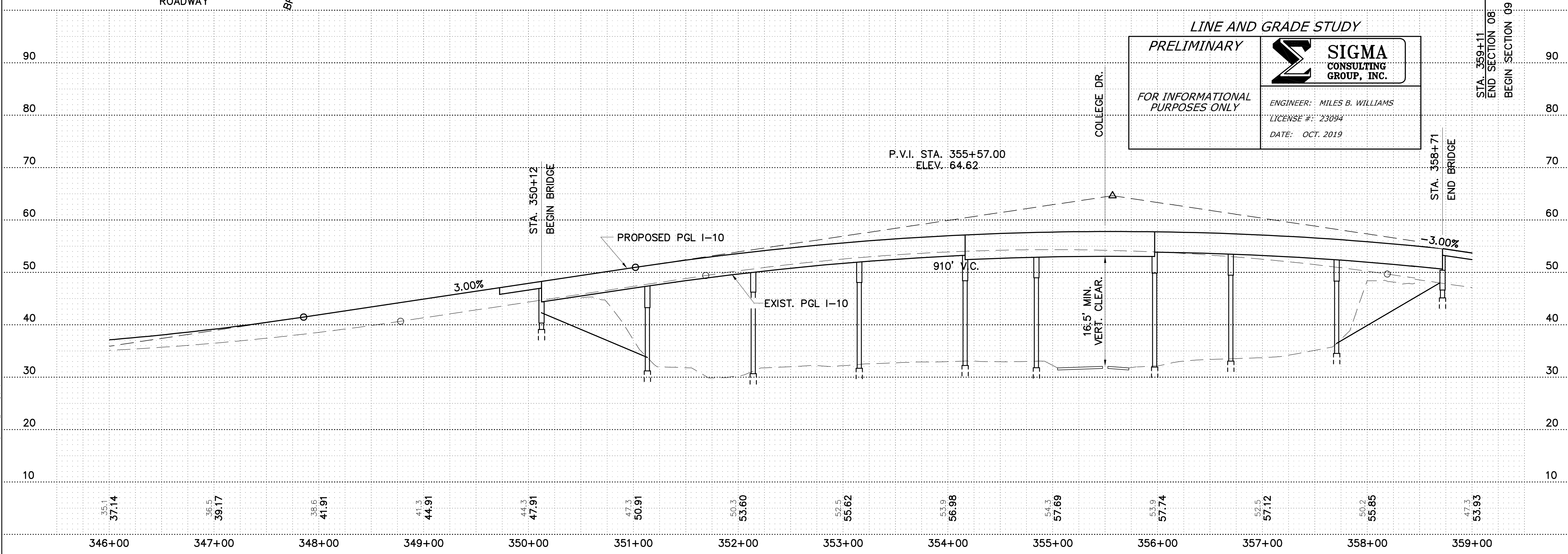
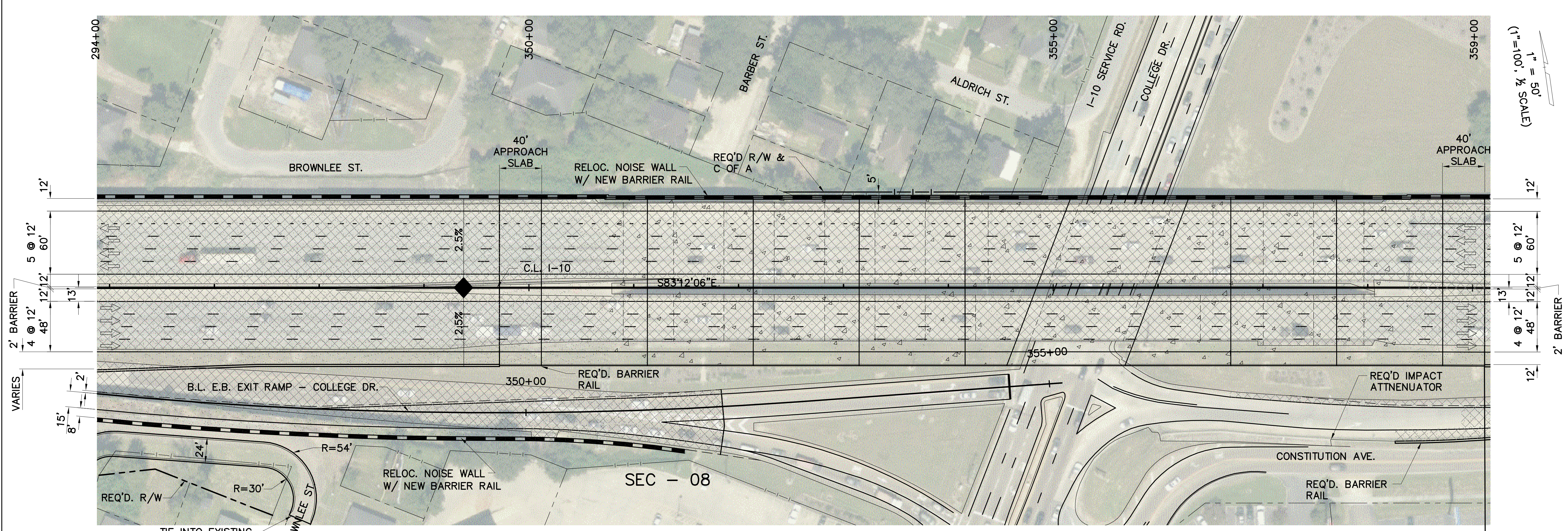
ENGINEER: MILES B. WILLIAMS
 LICENSE #: 23094
 DATE: OCT. 2019

SHEET NUMBER	ML27	PARISH	EAST BATON ROUGE	CONTROL SECTION	450-10	STATE PROJECT	H.004100
DESIGNED	WILLIAMS	CHECKED	YARBROUGH	SERIES NUMBER	26 OF 32	BY	
REVISION OR CHANGE ORDER DESCRIPTION							
NO.	DATE						
PLAN AND PROFILE							
I-10: LA 415 TO ESSEN ON I-10 AND I-12							

LINE & GRADE STUDY - DRAFT

OCT. 2019

F:\02020\101310180\Line And Grade Study\MP_P_02.dwg [2] Oct 01, 2019 - 11:18am



LINE AND GRADE STUDY

PRELIMINARY

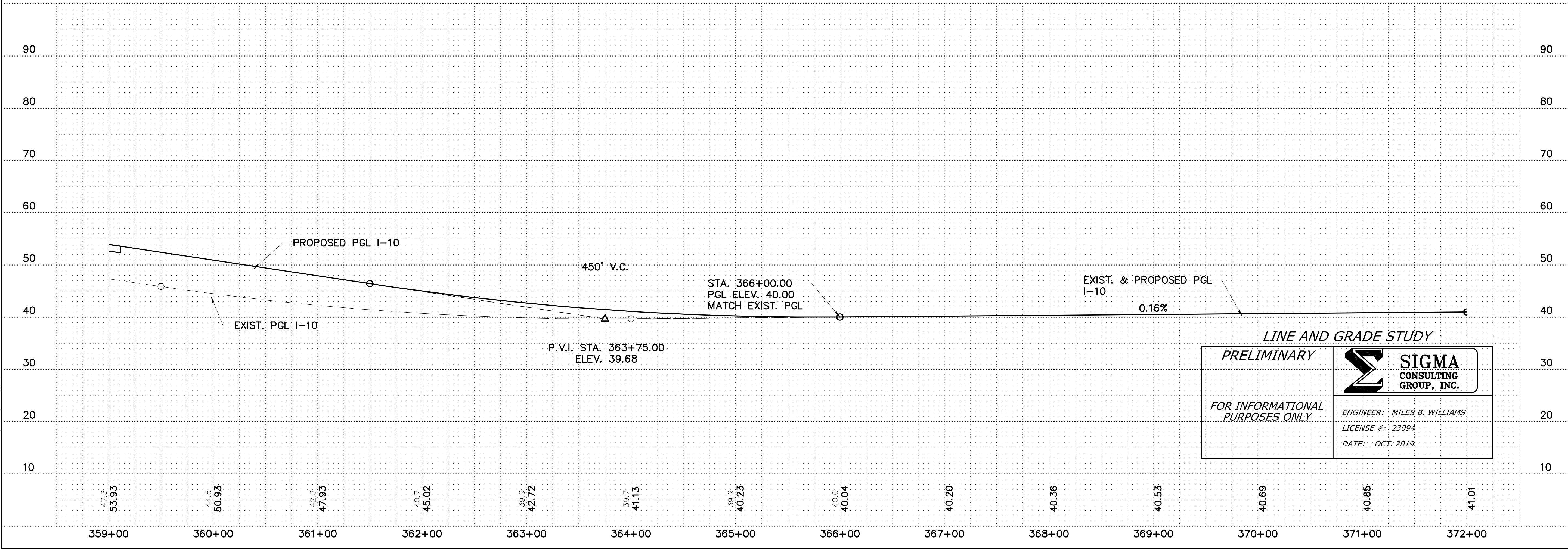
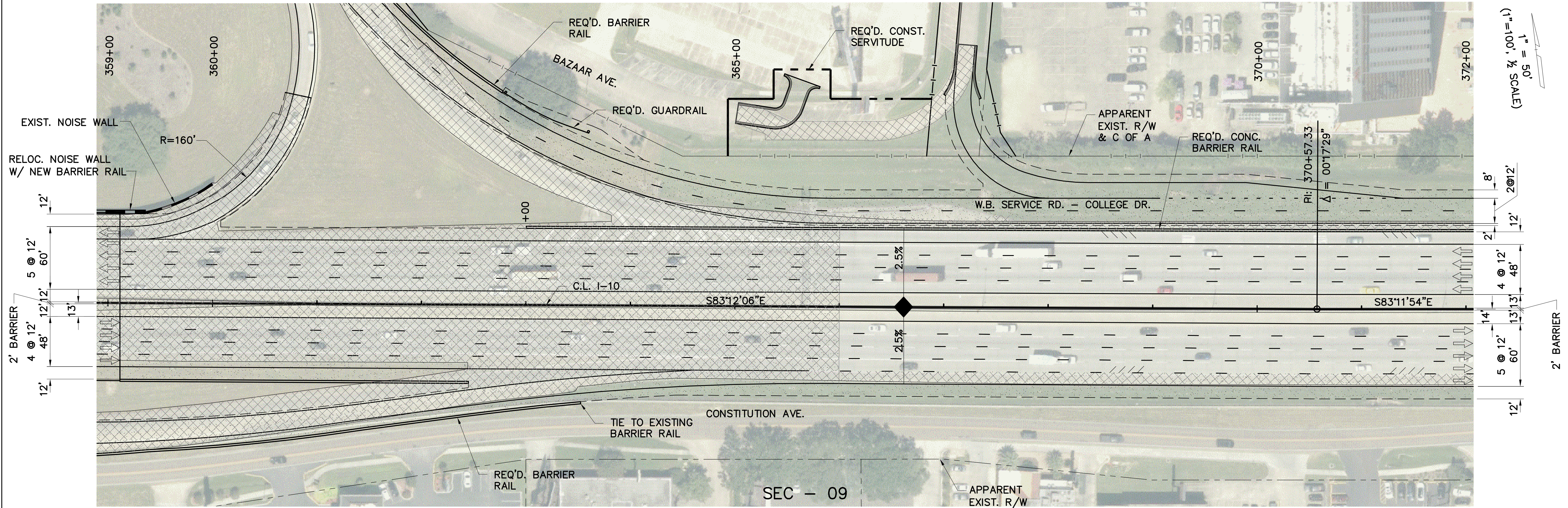
FOR INFORMATIONAL PURPOSES ONLY

SIGMA CONSULTING GROUP, INC.
 ENGINEER: MILES B. WILLIAMS
 LICENSE #: 23094
 DATE: OCT. 2019

SHEET NUMBER	ML28	PARISH	EAST BATON ROUGE	STATE PROJECT	H.004100
CONTROL SECTION	450-10	DESIGNED	WILLIAMS	SERIES NUMBER	27 OF 38
CHECKED	YARBROUGH	DETAILED	YARBROUGH	CHECKED	
NO.	DATE	REVISION OR CHANGE ORDER DESCRIPTION	BY		

PLAN AND PROFILE

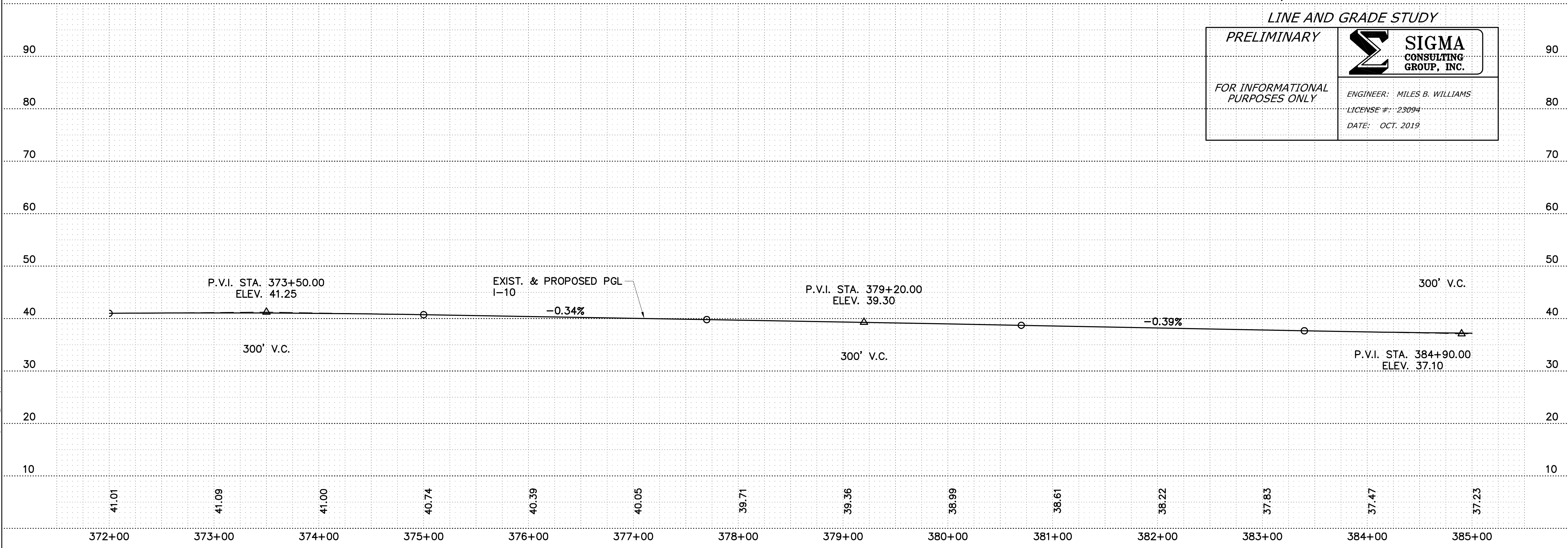
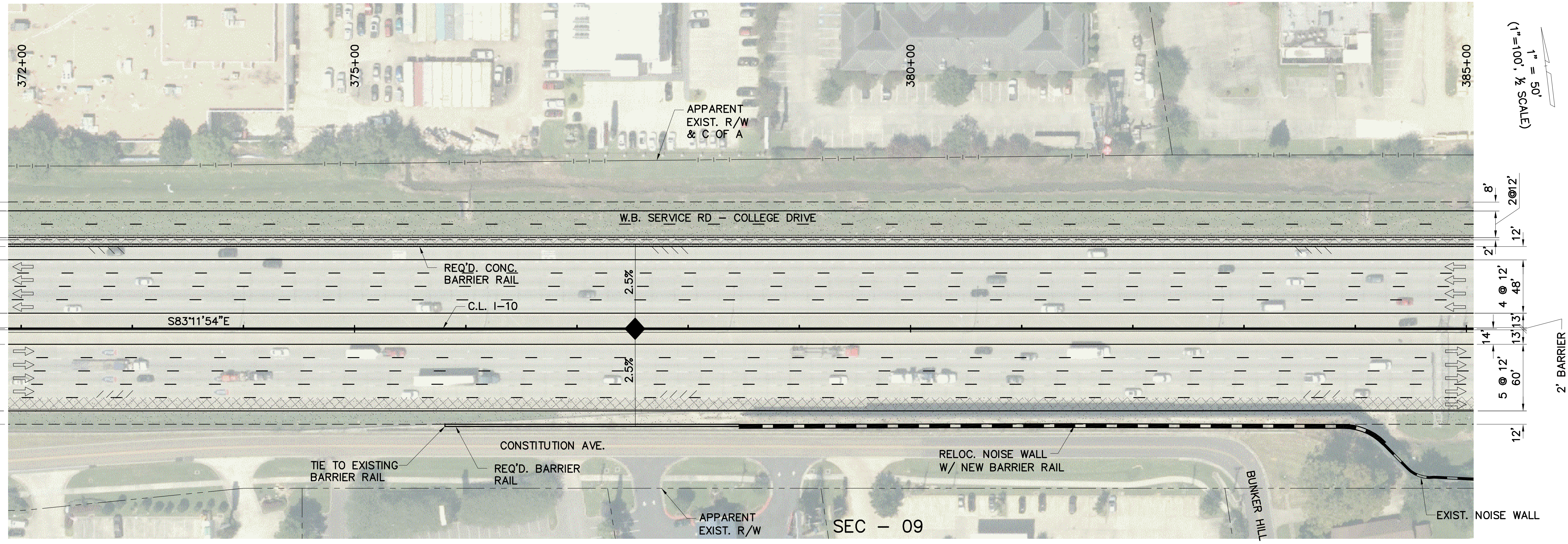
1-10: LA 415 TO ESSEN ON I-10 AND I-12



LINE AND GRADE STUDY

<i>PRELIMINARY</i>	<p>SIGMA CONSULTING GROUP, INC.</p>
<i>FOR INFORMATIONAL PURPOSES ONLY</i>	
ENGINEER: MILES B. WILLIAMS LICENSE #: 23094 DATE: OCT. 2019	

SHEET NUMBER	ML29
DESIGNED BY	WILLIAMS
CHECKED BY	YARBROUGH
DATE	
NO.	
REVISION OR CHANGE ORDER DESCRIPTION	
BY	
PARISH	EAST BATON ROUGE
CONTROL SECTION	450-10
STATE PROJECT	H.004100
SERIES NUMBER	28 OF 38
PLAN AND PROFILE	I-10: LA 415 TO ESSEN ON I-10 AND I-12



LINE AND GRADE STUDY

PRELIMINARY

FOR INFORMATIONAL PURPOSES ONLY

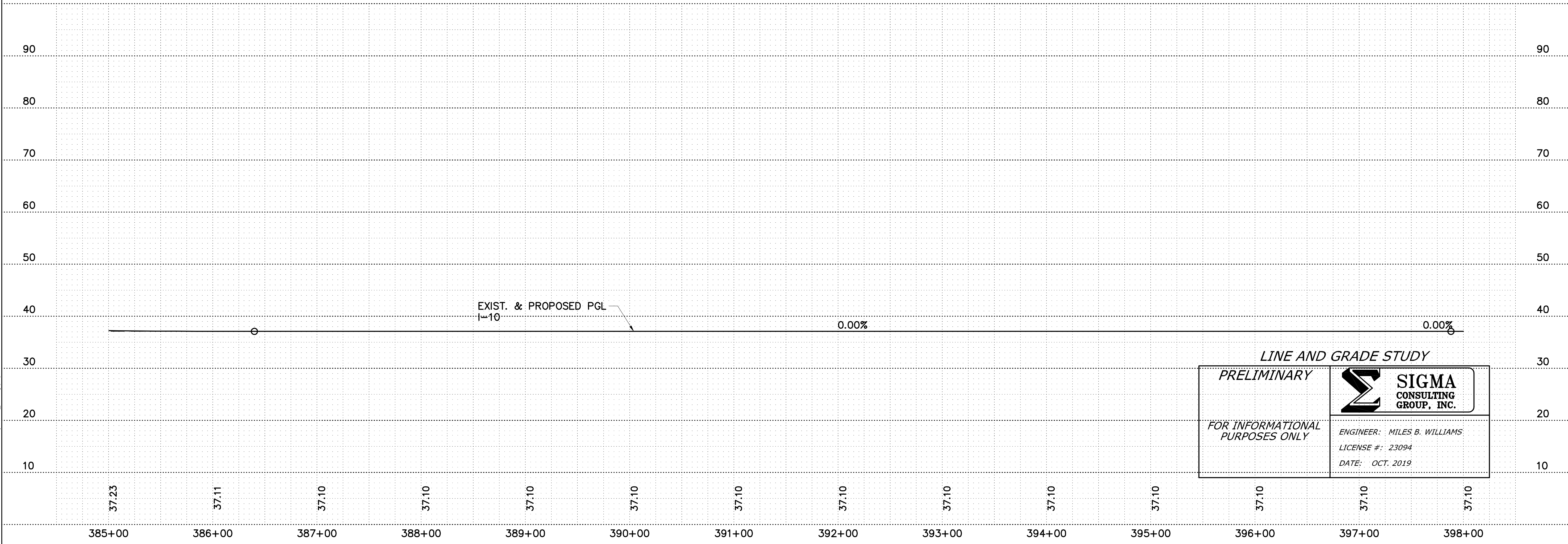
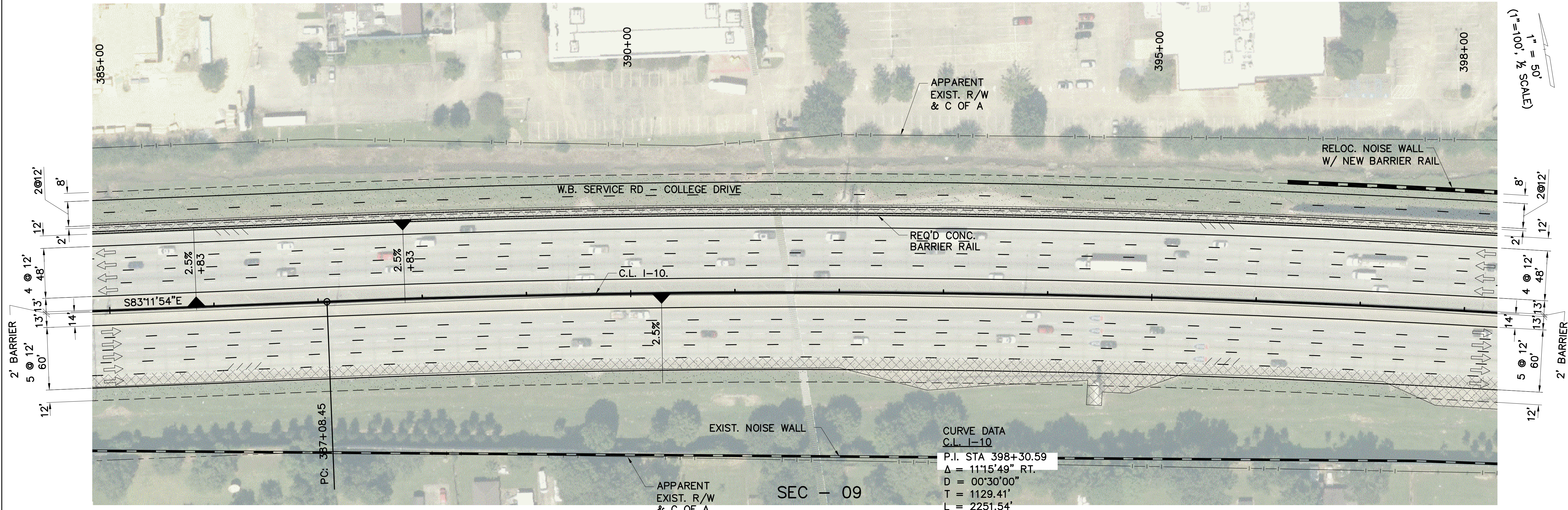
SIGMA CONSULTING GROUP, INC.

ENGINEER: MILES B. WILLIAMS
 LICENSE #: 23094
 DATE: OCT. 2019

SHEET NUMBER	ML30	PARISH	EAST BATON ROUGE	CONTROL SECTION	450-10
DESIGNED	WILLIAMS	STATE PROJECT	29 OF 38	REVISION OR CHANGE ORDER DESCRIPTION	BY
CHECKED	YARBROUGH	NO.	DATE		
DETAILED					
CHECKED					
SERIES NUMBER	29 OF 38				
PLAN AND PROFILE I-10: LA 415 TO ESSEN ON I-10 AND I-12					

LINE & GRADE STUDY - DRAFT

F:\020201\01\03\101800Line And Grade Study\MLPP_02.dwg [D] Oct 01, 2019 - 11:18am



LINE AND GRADE STUDY

PRELIMINARY

FOR INFORMATIONAL PURPOSES ONLY

SIGMA
CONSULTING
GROUP, INC.

ENGINEER: MILES B. WILLIAMS
LICENSE #: 23094
DATE: OCT. 2019

SHEET NUMBER	ML31	PARISH	EAST BATON ROUGE	CONTROL SECTION	450-10
DESIGNED	WILLIAMS	STATE PROJECT	H.004100		
CHECKED	YARBROUGH	30 OF 38			
DATE		BY			
NO.		REVISION OR CHANGE ORDER DESCRIPTION			

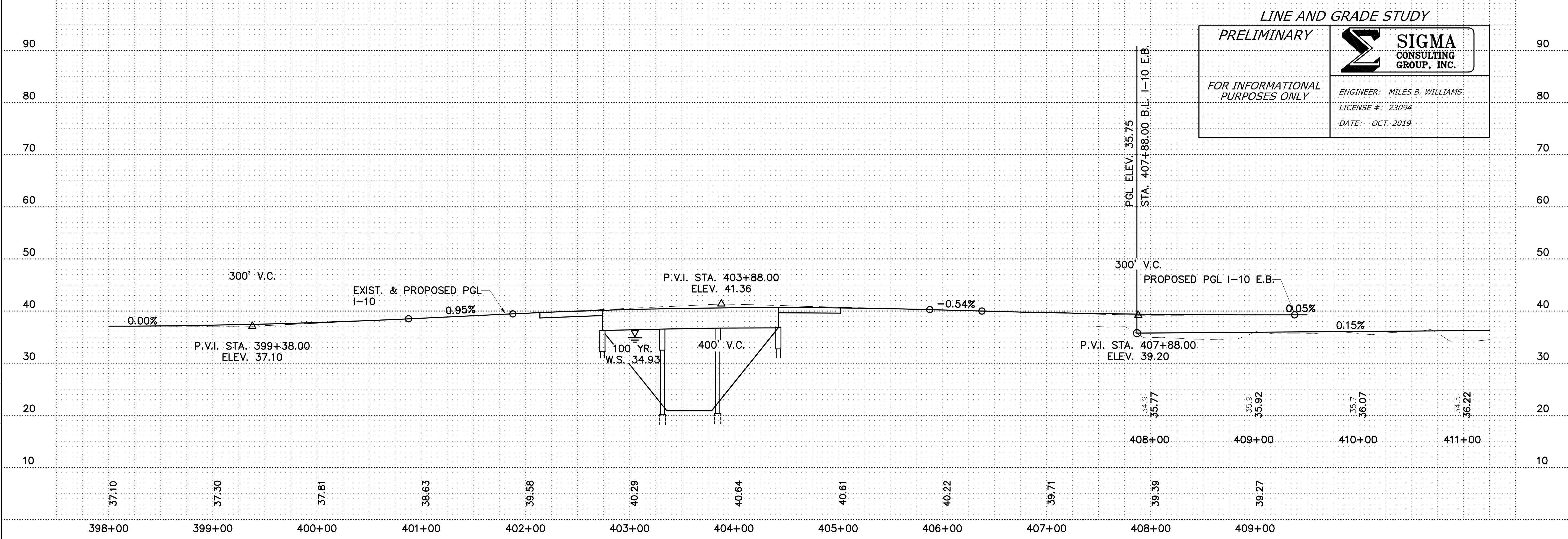
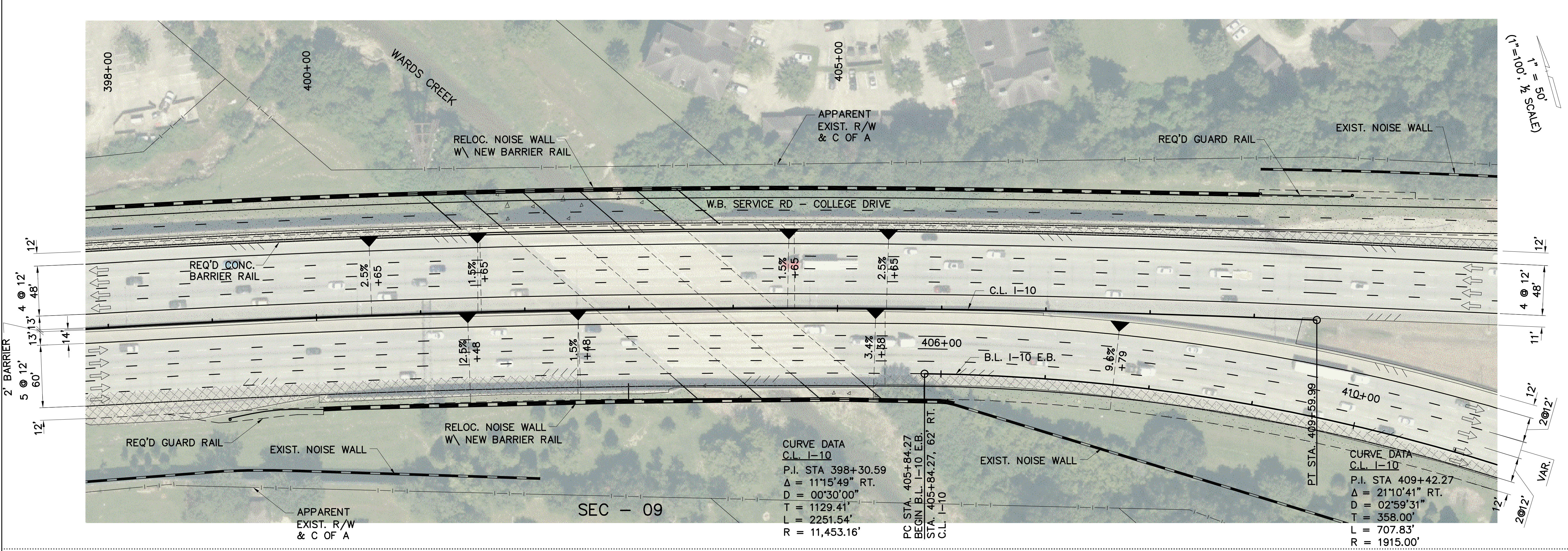
PLAN AND PROFILE

I-10: LA 415 TO ESSEN ON I-10 AND I-12

OCT. 2019

LINE & GRADE STUDY - DRAFT

F:\020201\0101310180\Line And Grade Study\MLPP_02.dwg [2] Oct 01, 2019 - 11:18am



LINE AND GRADE STUDY

PRELIMINARY

FOR INFORMATIONAL PURPOSES ONLY

SIGMA CONSULTING GROUP, INC.

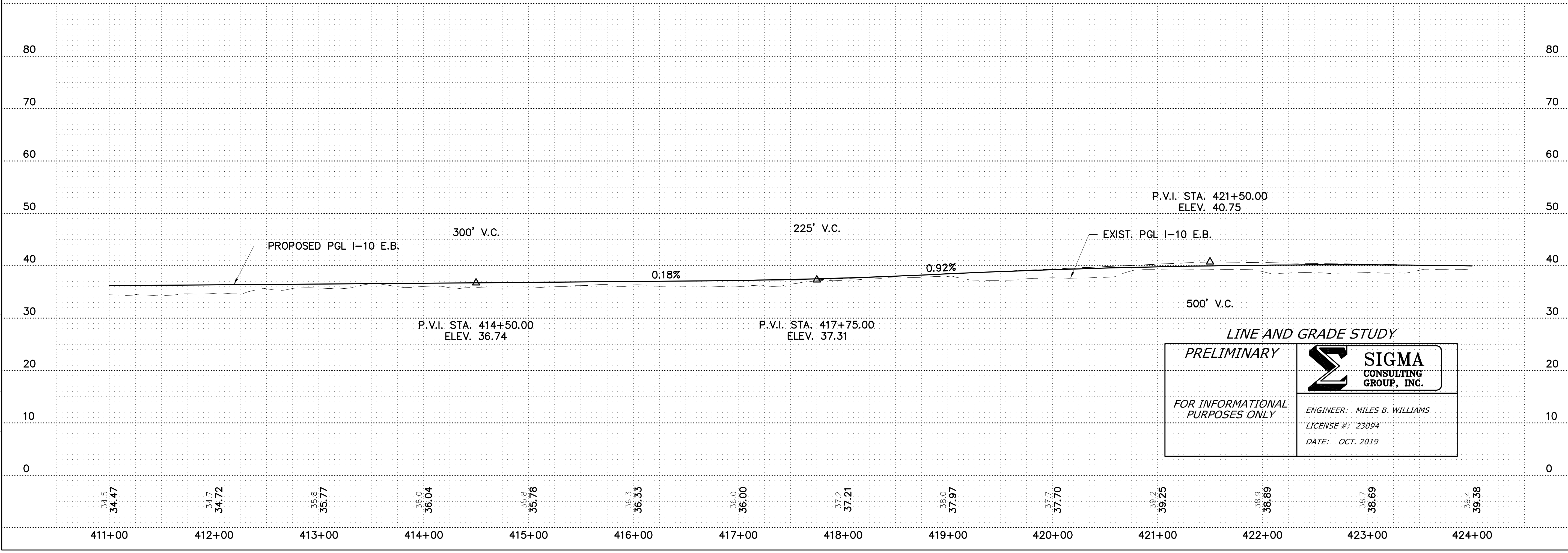
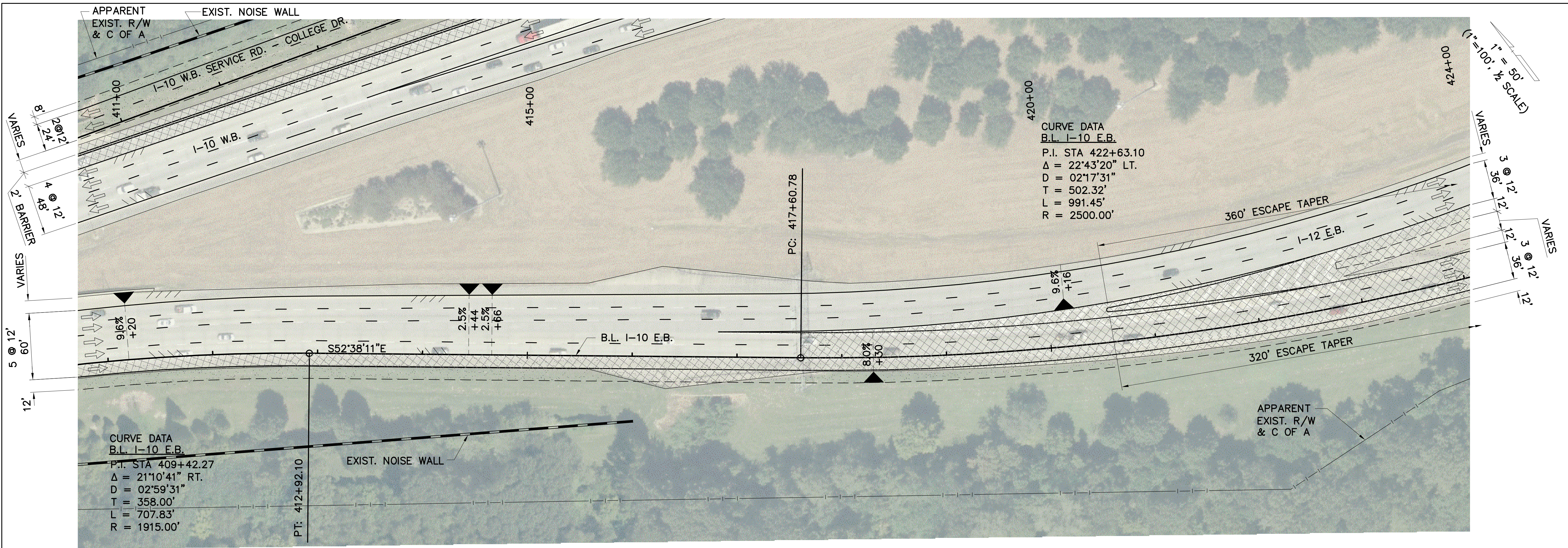
ENGINEER: MILES B. WILLIAMS
LICENSE #: 23094
DATE: OCT. 2019

SHEET NUMBER	ML32	PARISH	EAST BATON ROUGE	CONTROL SECTION	450-10	STATE PROJECT	H.004100
DESIGNED	WILLIAMS	Detailed	YARBROUGH	Series	31	Number	OF 38
CHECKED		CHECKED		CHECKED		CHECKED	
NO.		DATE		REVISION OR CHANGE ORDER DESCRIPTION		BY	
PLAN AND PROFILE							
I-10: LA 415 TO ESSEN ON I-10 AND I-12							

LINE & GRADE STUDY - DRAFT

OCT. 2019

F:\020201\01\13\16\01\Line And Grade Study\MLPPP_05.dwg [3] Oct 01, 2019 - 12:43pm



SHEET NUMBER	ML33
DESIGNED	WILLIAMS
CHECKED	YARBROUGH
DATE	
NO.	
PARISH	EAST BATON ROUGE
CONTROL SECTION	450-10
STATE PROJECT	H.004100
SERIES NUMBER	33 OF 38
REVISION OR CHANGE ORDER DESCRIPTION	
BY	

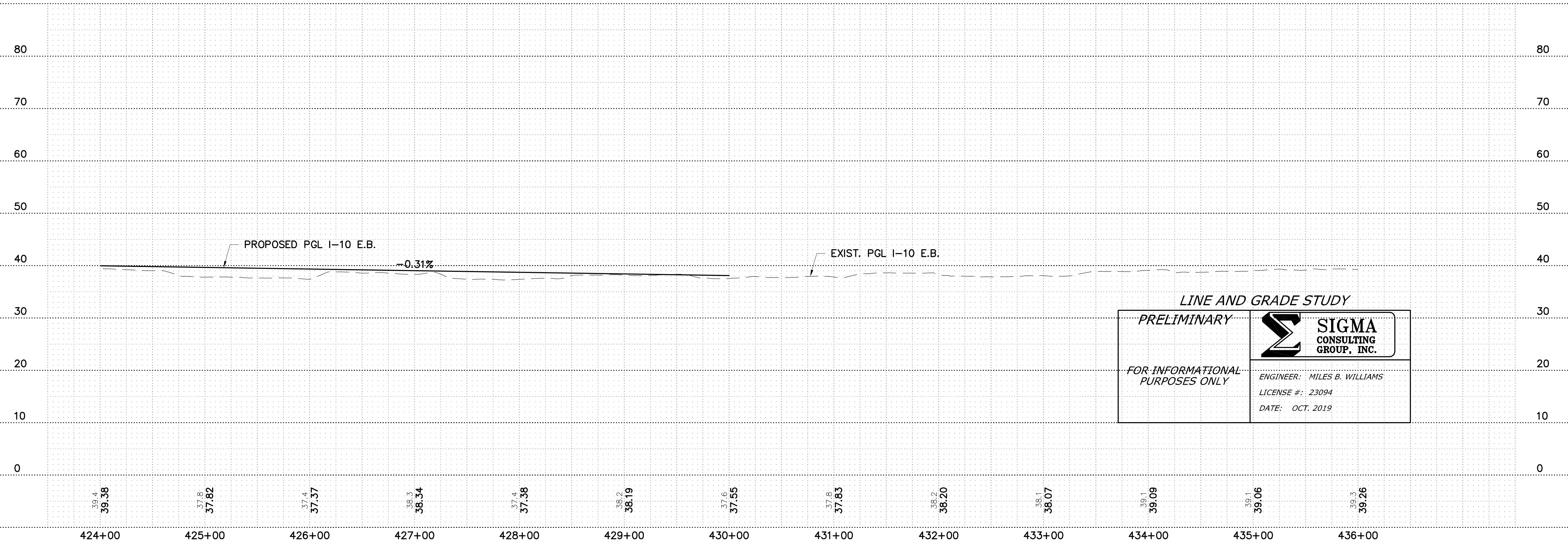
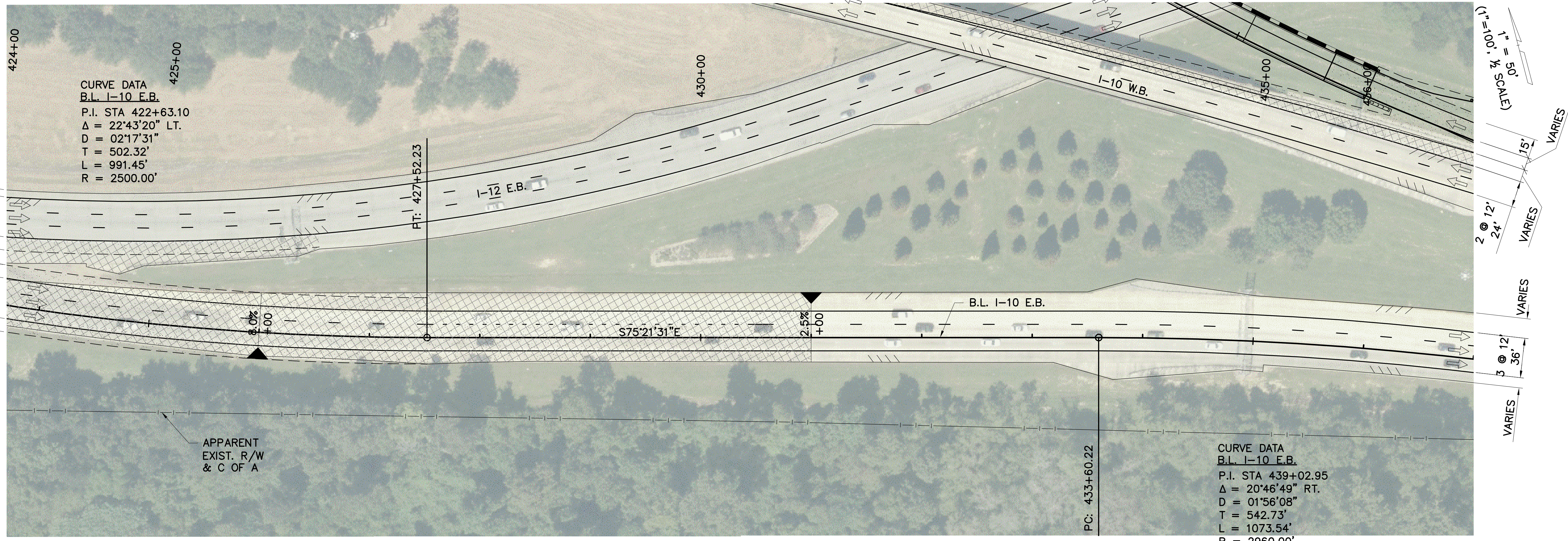
PLAN AND PROFILE
I-10 MAINLINE
I-10: LA 415 TO ESSEN ON I-10 AND I-12

SIGMA CONSULTING GROUP, INC.

LINE & GRADE STUDY - DRAFT

OCT. 2019

F:\020201\01\01\10\10\Line And Grade Study\MLPP_05.dwg [24] Oct 01, 2019 - 12:43pm



LINE AND GRADE STUDY

PRELIMINARY

FOR INFORMATIONAL PURPOSES ONLY

ENGINEER: MILES B. WILLIAMS
LICENSE #: 23094
DATE: OCT. 2019

SHEET NUMBER	ML34
DESIGNED	WILLIAMS
CHECKED	YARBROUGH
DATE	
NO.	
REVISION OR CHANGE ORDER DESCRIPTION	
BY	
PARISH	EAST BATON ROUGE
CONTROL SECTION	450-10
STATE PROJECT	H.004100
SERIES NUMBER	34 OF 38

PLAN AND PROFILE
I-10 MAINLINE
I-10: LA 415 TO ESSEN ON I-10 AND I-12